



# VarioPlate

Cable Entry System

MADE FOR REAL 

# Save time and space with the VarioPlate Cable Entry System



*How do you route and seal different sized cables?*



*Easy! With combinable grommets in one frame.*

## VarioPlate Cable Entry System – product benefits at a glance:

The VarioPlate Cable Entry System is used to install multiple cables of different diameters, with or without pre-terminated plugs or connectors, or wherever space is limited. It is available in 4 different frame sizes which correspond to the cut-out dimensions commonly used in panel building and for industrial machinery. Combinable grommets with 1, 2 or 4 holes, are available for cable diameters ranging from 3-16 mm (size S) and 16-33 mm (size L).

- Modular design saves you time and space
- Easy to assemble and adapt
- Integrated frame gasket seals up to IP66
- Small and large grommets combinable in one frame
- Grommets include moulded strain relief retainer
- Design of grommet hole compensates for cable diameter tolerance
- Suitable for all common cut-out dimensions
- IP65 and IP66 approved design

[Click for more information](#)

## MADE FOR PANEL BUILDING



Discover our cable management know-how around panel building and learn how to optimise your cable protection with solutions from HellermannTyton. Our online information hub features interviews with customers, expert tips, product guides and access to free samples.

[Visit panel building hub](#)

## VarioPlate – your system for modular and flexible cable entry solutions

Learn about the product benefits, easy installation process and watch how to manage up to 40 cables in just one cable entry plate in the video below.



*Grommet includes strain relief retainer*



*No additional sealing required*



*Flexible lips in the gasket holes ensure good cable diameter tolerance*

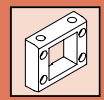
[Watch tutorial video](#)

## VarioPlate configurator: design and save the ideal cable entry for your applications!



1. Decide on the frame size
  2. Choose the grommet for your cable diameters
  3. Print or save the data directly to your computer
- Quick and easy, in a few simple steps

[Configure now](#)




### VarioPlate Insert Grommets

TYPE	Drawing	Length (L)	Height (H)	Cable Ø min	Cable Ø max	Article-No.
VP-S_0_Blindinsert		21.1	21.8	-	-	440-00004
VP-S_3-4_Ins-sgl		21.1	21.8	3.0	4.0	440-00005
VP-S_4-5_Ins-sgl		21.1	21.8	4.0	5.0	440-00006
VP-S_5-6_Ins-sgl		21.1	21.8	5.0	6.0	440-00007
VP-S_6-7_Ins-sgl		21.1	21.8	6.0	7.0	440-00008
VP-S_7-8_Ins-sgl		21.1	21.8	7.0	8.0	440-00009
VP-S_8-9_Ins-sgl		21.1	21.8	8.0	9.0	440-00010
VP-S_9-10_Ins-sgl		21.1	21.8	9.0	10.0	440-00011
VP-S_10-11_Ins-sgl		21.1	21.8	10.0	11.0	440-00012
VP-S_11-12_Ins-sgl		21.1	21.8	11.0	12.0	440-00013
VP-S_12-13_Ins-sgl		21.1	21.8	12.0	13.0	440-00014
VP-S_13-14_Ins-sgl		21.1	21.8	13.0	14.0	440-00015
VP-S_14-15_Ins-sgl		21.1	21.8	14.0	15.0	440-00016
VP-S_15-16_Ins-sgl		21.1	21.8	15.0	16.0	440-00017
VP-S_2/4-5_Ins-dbl		21.1	21.8	4.0	5.0	440-00018
VP-S_2/5-6_Ins-dbl		21.1	21.8	5.0	6.0	440-00019
VP-S_2/6-7_Ins-dbl		21.1	21.8	6.0	7.0	440-00020
VP-S_2/7-8_Ins-dbl		21.1	21.8	7.0	8.0	440-00021
VP-S_4/4-5_Ins-quad		21.1	21.8	4.0	5.0	440-00022
VP-S_4/5-6_Ins-quad		21.1	21.8	5.0	6.0	440-00023
VP-L_16-17_Ins-sgl		42.2	43.6	16.0	17.0	440-00024
VP-L_17-18_Ins-sgl		42.2	43.6	17.0	18.0	440-00025
VP-L_18-19_Ins-sgl		42.2	43.6	18.0	19.0	440-00026
VP-L_19-20_Ins-sgl		42.2	43.6	19.0	20.0	440-00027
VP-L_20-21_Ins-sgl		42.2	43.6	20.0	21.0	440-00028
VP-L_21-22_Ins-sgl		42.2	43.6	21.0	22.0	440-00029
VP-L_22-23_Ins-sgl		42.2	43.6	22.0	23.0	440-00030
VP-L_23-24_Ins-sgl		42.2	43.6	23.0	24.0	440-00031
VP-L_24-25_Ins-sgl		42.2	43.6	24.0	25.0	440-00032
VP-L_25-26_Ins-sgl		42.2	43.6	25.0	26.0	440-00033
VP-L_26-27_Ins-sgl		42.2	43.6	26.0	27.0	440-00034
VP-L_27-28_Ins-sgl		42.2	43.6	27.0	28.0	440-00035
VP-L_28-29_Ins-sgl		42.2	43.6	28.0	29.0	440-00036
VP-L_29-30_Ins-sgl		42.2	43.6	29.0	30.0	440-00037
VP-L_30-31_Ins-sgl		42.2	43.6	30.0	31.0	440-00038
VP-L_31-32_Ins-sgl		42.2	43.6	31.0	32.0	440-00039
VP-L_32-33_Ins-sgl		42.2	43.6	32.0	33.0	440-00040

All dimensions in mm. Subject to technical changes.

### VarioPlate Mounting Tool

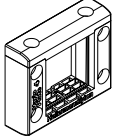
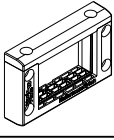
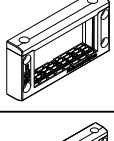
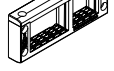


TYPE	Article-No.
VP_Mounting_Tool	440-00048

All dimensions in mm. Subject to technical changes.

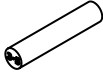
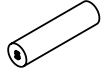
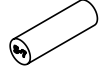
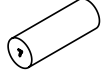







### VarioPlate Frames

TYPE	Drawing	Length (L)	Width (W)	Article-No.
VarioPlate-4_Frame		61.0	72.8	440-00000
VarioPlate-10_Frame		61.0	96.5	440-00001
VarioPlate-16_Frame		61.0	116.5	440-00002
VarioPlate-24_Frame		61.0	143.5	440-00003

All dimensions in mm. Subject to technical changes.

### VarioPlate Blindplugs

TYPE	Drawing	Ø (D)	Cable Ø min	Cable Ø max	Article-No.
VP_3-5_Blindplug		-	3.0	5.0	440-00041
VP_S_5_Blindplug		5.0	-	-	440-00049
VP_5-7_Blindplug		-	5.0	7.0	440-00042
VP_S_7_Blindplug		7.0	-	-	440-00050
VP_7-9_Blindplug		-	7.0	9.0	440-00043
VP_9-11_Blindplug		-	9.0	11.0	440-00044
VP_11-13_Blindplug		-	11.0	13.0	440-00045
VP_13-15_Blindplug		-	13.0	15.0	440-00046
VP_15-16_Blindplug		-	15.0	16.0	440-00047

All dimensions in mm. Subject to technical changes.



## HellermannTyton

**HellermannTyton KFT - Hungary**  
Kisfaludy u. 13  
1044 Budapest  
Phone: +36 1 369 4151  
HTCEE.officehu@hellermanntyton.com  
www.HellermannTyton.hu