



VarioPlate

Cable Entry System

MADE FOR REAL 

Save time and space with the VarioPlate Cable Entry System



How do you route and seal different sized cables?



Easy! With combinable grommets in one frame.

VarioPlate Cable Entry System – product benefits at a glance:

The VarioPlate Cable Entry System is used to install multiple cables of different diameters, with or without pre-terminated plugs or connectors, or wherever space is limited. It is available in 4 different frame sizes which correspond to the cut-out dimensions commonly used in panel building and for industrial machinery. Combinable grommets with 1, 2 or 4 holes, are available for cable diameters ranging from 3-16 mm (size S) and 16-33 mm (size L).

- Modular design saves you time and space
- Easy to assemble and adapt
- Integrated frame gasket seals up to IP66
- Small and large grommets combinable in one frame
- Grommets include moulded strain relief retainer
- Design of grommet hole compensates for cable diameter tolerance
- Suitable for all common cut-out dimensions
- IP65 and IP66 approved design

[Click for more information](#)

MADE FOR PANEL BUILDING



Discover our cable management know-how around panel building and learn how to optimise your cable protection with solutions from HellermannTyton. Our online information hub features interviews with customers, expert tips, product guides and access to free samples.

[Visit panel building hub](#)

VarioPlate – your system for modular and flexible cable entry solutions

Learn about the product benefits, easy installation process and watch how to manage up to 40 cables in just one cable entry plate in the video below.



Grommet includes strain relief retainer



No additional sealing required



Flexible lips in the gasket holes ensure good cable diameter tolerance

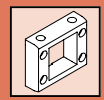
[Watch tutorial video](#)

VarioPlate configurator: design and save the ideal cable entry for your applications!



1. Decide on the frame size
 2. Choose the grommet for your cable diameters
 3. Print or save the data directly to your computer
- Quick and easy, in a few simple steps

[Configure now](#)




VarioPlate Insert Grommets

| TYPE | Drawing | Length (L) | Height (H) | Cable Ø min | Cable Ø max | Article-No. |
|---------------------|---------|------------|------------|-------------|-------------|-------------|
| VP-S_0_Blindinsert | | 21.1 | 21.8 | - | - | 440-00004 |
| VP-S_3-4_Ins-sgl | | 21.1 | 21.8 | 3.0 | 4.0 | 440-00005 |
| VP-S_4-5_Ins-sgl | | 21.1 | 21.8 | 4.0 | 5.0 | 440-00006 |
| VP-S_5-6_Ins-sgl | | 21.1 | 21.8 | 5.0 | 6.0 | 440-00007 |
| VP-S_6-7_Ins-sgl | | 21.1 | 21.8 | 6.0 | 7.0 | 440-00008 |
| VP-S_7-8_Ins-sgl | | 21.1 | 21.8 | 7.0 | 8.0 | 440-00009 |
| VP-S_8-9_Ins-sgl | | 21.1 | 21.8 | 8.0 | 9.0 | 440-00010 |
| VP-S_9-10_Ins-sgl | | 21.1 | 21.8 | 9.0 | 10.0 | 440-00011 |
| VP-S_10-11_Ins-sgl | | 21.1 | 21.8 | 10.0 | 11.0 | 440-00012 |
| VP-S_11-12_Ins-sgl | | 21.1 | 21.8 | 11.0 | 12.0 | 440-00013 |
| VP-S_12-13_Ins-sgl | | 21.1 | 21.8 | 12.0 | 13.0 | 440-00014 |
| VP-S_13-14_Ins-sgl | | 21.1 | 21.8 | 13.0 | 14.0 | 440-00015 |
| VP-S_14-15_Ins-sgl | | 21.1 | 21.8 | 14.0 | 15.0 | 440-00016 |
| VP-S_15-16_Ins-sgl | | 21.1 | 21.8 | 15.0 | 16.0 | 440-00017 |
| VP-S_2/4-5_Ins-dbl | | 21.1 | 21.8 | 4.0 | 5.0 | 440-00018 |
| VP-S_2/5-6_Ins-dbl | | 21.1 | 21.8 | 5.0 | 6.0 | 440-00019 |
| VP-S_2/6-7_Ins-dbl | | 21.1 | 21.8 | 6.0 | 7.0 | 440-00020 |
| VP-S_2/7-8_Ins-dbl | | 21.1 | 21.8 | 7.0 | 8.0 | 440-00021 |
| VP-S_4/4-5_Ins-quad | | 21.1 | 21.8 | 4.0 | 5.0 | 440-00022 |
| VP-S_4/5-6_Ins-quad | | 21.1 | 21.8 | 5.0 | 6.0 | 440-00023 |
| VP-L_16-17_Ins-sgl | | 42.2 | 43.6 | 16.0 | 17.0 | 440-00024 |
| VP-L_17-18_Ins-sgl | | 42.2 | 43.6 | 17.0 | 18.0 | 440-00025 |
| VP-L_18-19_Ins-sgl | | 42.2 | 43.6 | 18.0 | 19.0 | 440-00026 |
| VP-L_19-20_Ins-sgl | | 42.2 | 43.6 | 19.0 | 20.0 | 440-00027 |
| VP-L_20-21_Ins-sgl | | 42.2 | 43.6 | 20.0 | 21.0 | 440-00028 |
| VP-L_21-22_Ins-sgl | | 42.2 | 43.6 | 21.0 | 22.0 | 440-00029 |
| VP-L_22-23_Ins-sgl | | 42.2 | 43.6 | 22.0 | 23.0 | 440-00030 |
| VP-L_23-24_Ins-sgl | | 42.2 | 43.6 | 23.0 | 24.0 | 440-00031 |
| VP-L_24-25_Ins-sgl | | 42.2 | 43.6 | 24.0 | 25.0 | 440-00032 |
| VP-L_25-26_Ins-sgl | | 42.2 | 43.6 | 25.0 | 26.0 | 440-00033 |
| VP-L_26-27_Ins-sgl | | 42.2 | 43.6 | 26.0 | 27.0 | 440-00034 |
| VP-L_27-28_Ins-sgl | | 42.2 | 43.6 | 27.0 | 28.0 | 440-00035 |
| VP-L_28-29_Ins-sgl | | 42.2 | 43.6 | 28.0 | 29.0 | 440-00036 |
| VP-L_29-30_Ins-sgl | | 42.2 | 43.6 | 29.0 | 30.0 | 440-00037 |
| VP-L_30-31_Ins-sgl | | 42.2 | 43.6 | 30.0 | 31.0 | 440-00038 |
| VP-L_31-32_Ins-sgl | | 42.2 | 43.6 | 31.0 | 32.0 | 440-00039 |
| VP-L_32-33_Ins-sgl | | 42.2 | 43.6 | 32.0 | 33.0 | 440-00040 |

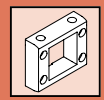
All dimensions in mm. Subject to technical changes.

VarioPlate Mounting Tool

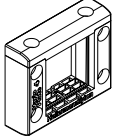
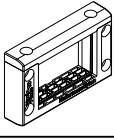
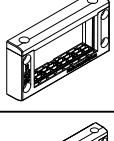
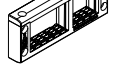


| TYPE | Article-No. |
|------------------|-------------|
| VP_Mounting_Tool | 440-00048 |

All dimensions in mm. Subject to technical changes.

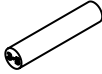
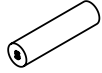
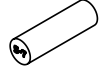
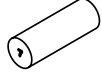



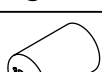



VarioPlate Frames

| TYPE | Drawing | Length (L) | Width (W) | Article-No. |
|---------------------|--|------------|-----------|-------------|
| VarioPlate-4_Frame |  | 61.0 | 72.8 | 440-00000 |
| VarioPlate-10_Frame |  | 61.0 | 96.5 | 440-00001 |
| VarioPlate-16_Frame |  | 61.0 | 116.5 | 440-00002 |
| VarioPlate-24_Frame |  | 61.0 | 143.5 | 440-00003 |

All dimensions in mm. Subject to technical changes.

VarioPlate Blindplugs

| TYPE | Drawing | Ø (D) | Cable Ø min | Cable Ø max | Article-No. |
|--------------------|---|-------|-------------|-------------|-------------|
| VP_3-5_Blindplug |  | - | 3.0 | 5.0 | 440-00041 |
| VP_S_5_Blindplug |  | 5.0 | - | - | 440-00049 |
| VP_5-7_Blindplug |  | - | 5.0 | 7.0 | 440-00042 |
| VP_S_7_Blindplug |  | 7.0 | - | - | 440-00050 |
| VP_7-9_Blindplug |  | - | 7.0 | 9.0 | 440-00043 |
| VP_9-11_Blindplug |  | - | 9.0 | 11.0 | 440-00044 |
| VP_11-13_Blindplug |  | - | 11.0 | 13.0 | 440-00045 |
| VP_13-15_Blindplug |  | - | 13.0 | 15.0 | 440-00046 |
| VP_15-16_Blindplug |  | - | 15.0 | 16.0 | 440-00047 |

All dimensions in mm. Subject to technical changes.



HellermannTyton

HellermannTyton - Slovenia
Podružnica Ljubljana
Ukmarjeva 2
1000 Ljubljana
Phone: +386 1 433 70 56
officeSI@HellermannTyton.com
www.HellermannTyton.si