



MCDN - Micro Compact Distribution Node

Fibre Optic External Enclosure

Application / Product Description

The MCDN is a compact hardened connector enclosure which offers IP68 environmental protection. The enclosure is suitable for underground and aerial applications: it has been designed to be used in areas where space is at premium and speed of installation is important.

The MCDN is available in 7 base configurations to manage IP9 SN or SC connections and bayonet connections: 3 connections at the base of the unit and a maximum of 3 connections at the top.

The enclosure is supplied with a fibre splice tray which will manage a maximum of 12 x 3A 60mm splices for use where pre-connectorised fibre units cannot be deployed. Other tray configurations are available on request to manage a range of splice types and house a range of PLC splitters or DWDM configurations.

Manufactured from UV stable PC/ABS, it is supplied with a Gortex breather eliminating any internal moisture build up.

Features and Benefits:

- IP9 SN Duplex Ports with tethered dust caps
- Compression Port(s) with bayonet connection
- IP68 sealing on all ports
- Splice tray for maximum of 12 x 3A fibre splices
- Gortex breather to prevent moisture condensation
- Manufactured from UV stable PC/ABS
- Full range of accessories

Technical Specification

- Enforces IEC 6079-2-50 B6_a2 (G.657.A2) fibre minimum bend radius of 7.5mm
- Two slotted fixings for perfect horizontal alignment



BASE-2D 4 x IP9, 2 x Bayonet (closed)



BASE-2D (open)



BASE-2D (tray open)



BASE-XG
6 x IP9

BASE-XF
5 x IP9

BASE-XE
4 x IP9

BASE-2D
4 x IP9
2 x Bayonet

BASE-1C
4 x IP9
1 x Bayonet

BASE-1B
3 x IP9
1 x Bayonet

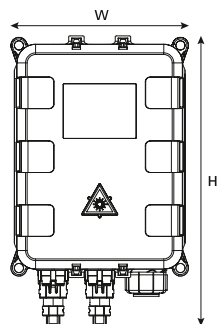
UNS No.	Part Code	IP9 SN DX Connector Port	Bayonet Port	Description
857-02725	MCDN-1A-1-SN	2	1	MCDN + 3A Splice Tray, 2x IP9 SN DX Connector Ports / 1x Bayonet Port
857-02726	MCDN-1B-1-SN	3	1	MCDN + 3A Splice Tray, 3 x IP9 SN DX Connector Ports / 1x Bayonet Port
857-02727	MCDN-1C-1-SN	4	1	MCDN + 3A Splice Tray, 4 x IP9 SN DX Connector Ports / 1x Bayonet Port
857-02728	MCDN-2D-1-SN	4	2	MCDN + 3A Splice Tray, 4 x IP9 SN DX Connector Ports / 2x Bayonet Ports
857-02729	MCDN-XE-X-SN	4	0	MCDN + 3A Splice Tray, 4 x IP9 SN DX Connector Ports
857-02730	MCDN-XF-X-SN	5	0	MCDN + 3A Splice Tray, 5 x IP9 SN DX Connector Ports
857-02731	MCDN-XG-X-SN	6	0	MCDN + 3A Splice Tray, 6 x IP9 SN DX Connector Ports

Dimensions (mm)	H	W	D
	151	97	35
Housing Material	PC/ABS		
Colour	Black		

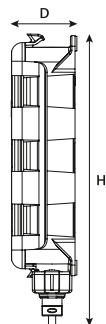


Technical Diagrams

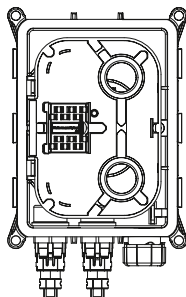
BASE-1A



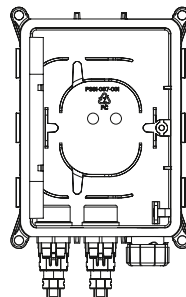
Front View (with lid)



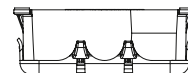
Side View (with lid)



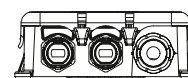
Inside View of Fibre Splice Tray (without lid)



Inside View of Base (without lid)

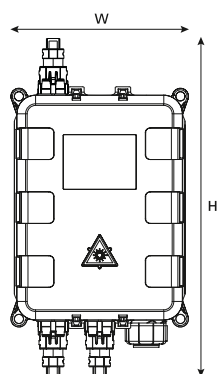


Top View (with lid)

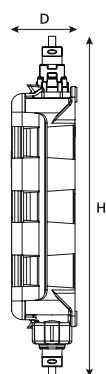


Bottom View (with lid)

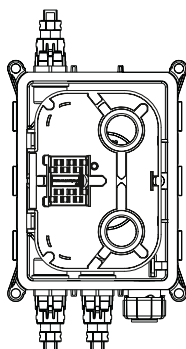
BASE-1B



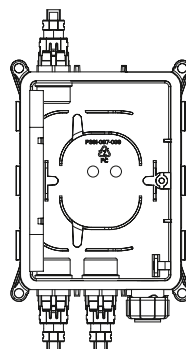
Front View (with lid)



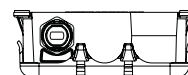
Side View (with lid)



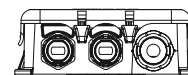
Inside View of Fibre Splice Tray (without lid)



Inside View of Base (without lid)

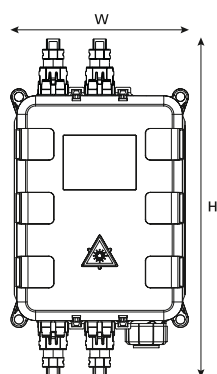


Top View (with lid)

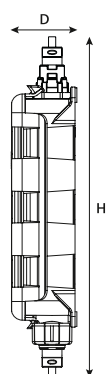


Bottom View (with lid)

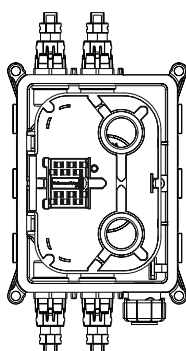
BASE-1C



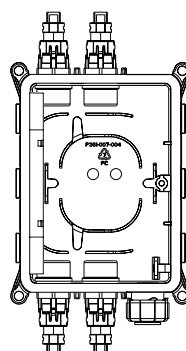
Front View (with lid)



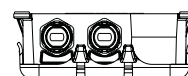
Side View (with lid)



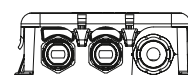
Inside View of Fibre Splice Tray (without lid)



Inside View of Base (without lid)



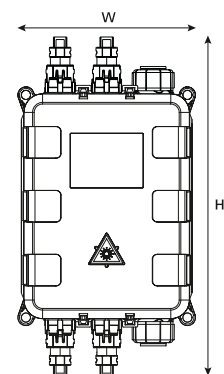
Top View (with lid)



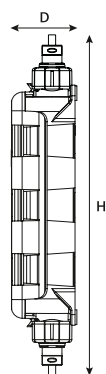
Bottom View (with lid)



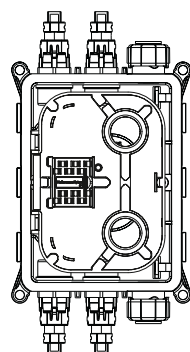
BASE-2D



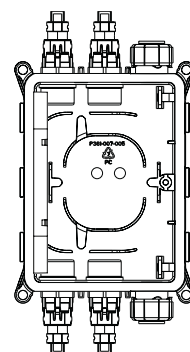
Front View (with lid)



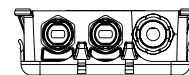
Side View (with lid)



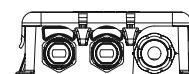
Inside View of Fibre Splice Tray (without lid)



Inside View of Base (without lid)

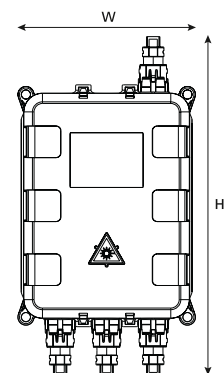


Top View (with lid)

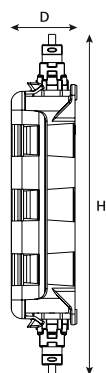


Bottom View (with lid)

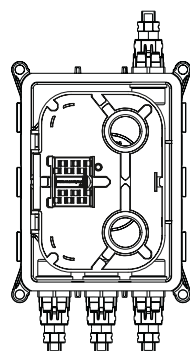
BASE-XE



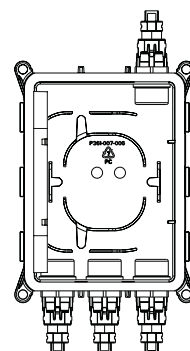
Front View (with lid)



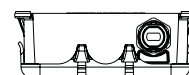
Side View (with lid)



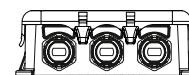
Inside View of Fibre Splice Tray (without lid)



Inside View of Base (without lid)

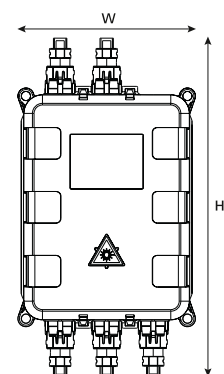


Top View (with lid)

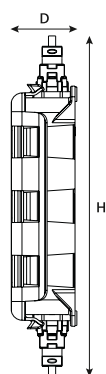


Bottom View (with lid)

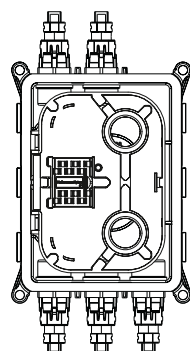
BASE-XF



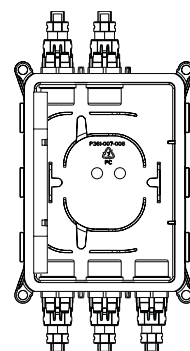
Front View (with lid)



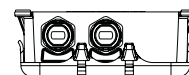
Side View (with lid)



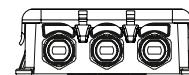
Inside View of Fibre Splice Tray (without lid)



Inside View of Base (without lid)



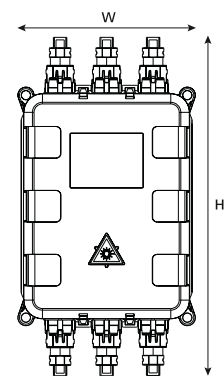
Top View (with lid)



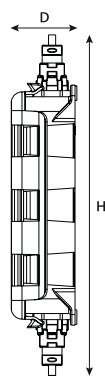
Bottom View (with lid)



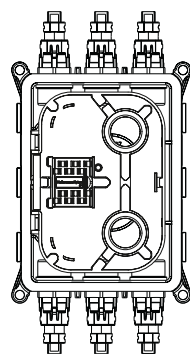
BASE-XG



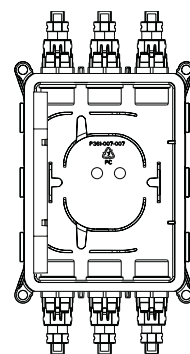
Front View (with lid)



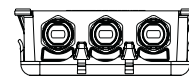
Side View (with lid)



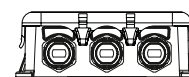
Inside View of Fibre Splice Tray (without lid)



Inside View of Base (without lid)



Top View (with lid)



Bottom View (with lid)

Accessories See separate datasheets



4F Blown Fibre Cable Reel Pre-connectorised

2x SN LC/PC DX to Bare End
Range from 25m to 175m

MCDNB-4F-SN



4F Blown Fibre Cable Reel Bare End to Bare End

OS2 Single Mode
6km

HT-OS2-G657.A1-4-EPSU



SN LC/PC DX Pigtail Kit

2x SN LC/PC DX Pigtails

MCDNC-PTKIT-01



2F Drop Cable IP SN Duplex Pre-connectorised

1x IP9 SN LC/PC DX to 1x LC/PC DX
Range from 0.5m to 12m

MCDNC-IPSN-LC



Cable Seals for Bayonet Port

Range from 2.8mm up to 8.0mm

CABLE-SEAL-P280