



Customer Wall Box (CWB)

Application/Product Description

The Customer Wall Box (CWB) has been designed as a Building Entry Point (BEP) to provide a fibre termination and demarcation point external to the connected premise in a Fibre to the Home (FTTH) network.

The CWB is an IP54/IK07 rated enclosure manufactured from UV Stable Polycarbonate. The enclosure is fitted with a tamper-proof lock and a 55 x 15mm inset position on the front cover that allows for a customer logo to be moulded.

The closure has a total of 8 entry points, 6 in the bottom and 2 in the rear, which will manage cable/ducts up to a maximum diameter of 8mm.

Mechanical fixing is provided to secure all incoming/outgoing cables/blown fibre ducts and to provide strain relief where necessary.

A fibre storage module allows for the management and storage of up to 30m of a blowable fibre unit (nominal diameter 1.2mm) or 10m of aerial drop cable (nominal diameter 3mm).


A dedicated customer drop tray houses a maximum of 2 x LC Duplex or SC Simplex adaptors and has been specifically moulded to secure 3A splices.

Two types of seals are available for different cable OD (3.0-8.0mm seal and 10.0mm seal).


Technical Data

Dimensions (mm)	H	W	D
	198	154	44
Maximum number of adaptors	2 LC Duplex or 2 SC Simplex		
Splice Type	3A only		
Splice Capacity	4		
Housing material	UV Stable Polycarbonate		
Colour	Light Grey (RAL 7040) / Black		

Part Number	Adaptor Type	Colour	UNS
CWB-GY	1xLC/APC DX	Light Grey (RAL 7040)	857-02422
CWB-BK		Black	857-02421



Customer Wall Box in Grey (open, tray on).



Customer Wall Box in Grey (open).

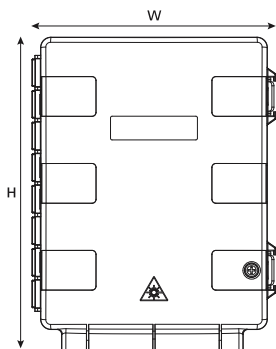


Customer Wall Box in Black (closed).

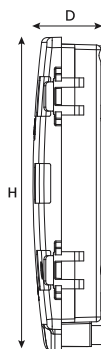
Features and Benefits:

- Maximum 4 Customer Connections
- 6 Entry/Exit Ports at the base max. 8mm
- 2 Entry/Exit Ports at the rear max. 6.4mm
- 2 x LC Duplex/SC Simplex Adaptors
- Up to 4 x 3A splices
- IP54
- Storage for excess fibre
- Tamper-proof

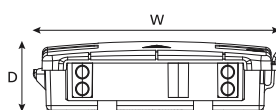
Technical Diagrams



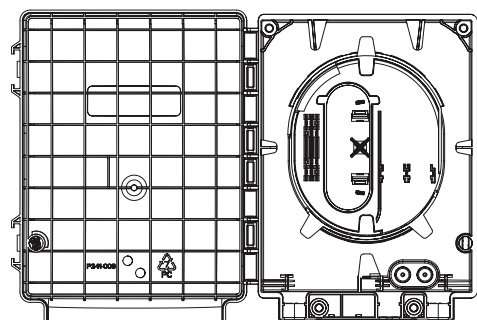
Customer Wall Box (front view).



Customer Wall Box (side view).



Customer Wall Box (bottom view).



Customer Wall Box (open view).



Associated Products

See datasheets for more information. Other configurations available upon request.




Aerial Fibre Node (AFN)
32 Way with LC/APC QD Adaptors




Fibre Facade Enclosure (FFE)
12 Way LC/APC SX Adaptor




3mm Aerial Drop Cable
Up to 80 Metres




4.8mm Ruggedised Cable
1,2 or 4 Fibres




Corridor Cable
4,8 or 12 Fibres



Faint Fibre Outlet (FFO)
SC/APC SX Adaptor



Fibre Wall Outlet (FWOA)
SC/APC SX Adaptors



Pre-terminated FWOA
LC/APC DX Adaptor

Typical Network Setup

