


Zone Cabling Solutions

Better Technology through Innovation

MADE TO CONNECT

Introduction



HellermannTyton design and manufacture a range of quality connectivity products for applications in every area of your network infrastructure.

From building entry point, to the comms room all the way to the desk, HellermannTyton has a solution for all of your zone cabling and networking needs.

HellermannTyton offer a full end to end connectivity solution, from building entry through to the desk or work area network point. For every stage of the network in most areas of the building, there is a product solution available to help deliver connectivity throughout.

The MDU series provides a building entry point solution which can distribute fibre around the building for high speed networking. With a wide range of patch panels, patch leads and the world famous RapidNet pre-terminated solution, HellermannTyton has a number of products for the comms room or data centre.

HellermannTyton's zone cabling solutions provide flexibility and networking options across the network allowing for additional connectivity with intelligent space saving products including the zone cabling enclosure and the POD box. The zone cabling enclosure is the ideal solution for data centre or office applications where raised floors or suspended ceiling provide suitable hosting space.

HellermannTyton products provide reliable, resilient, network connectivity, as well as quality and high performance across a number of zone applications found in today's infrastructure environments.



What is Zone Cabling?

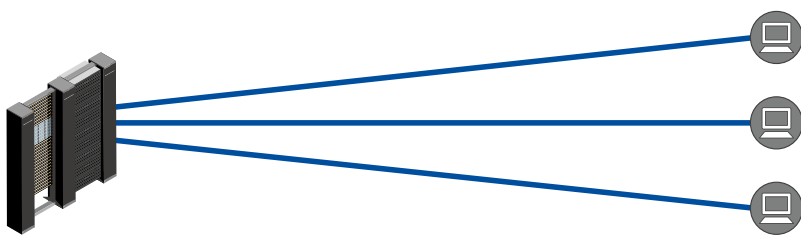


Figure 1.

Zone cabling is a network topology that offers a high degree of flexibility and long-term maintenance economy for the network owner.

With traditional installations, cables are run from the telecommunications room directly to the device (See figure 1).

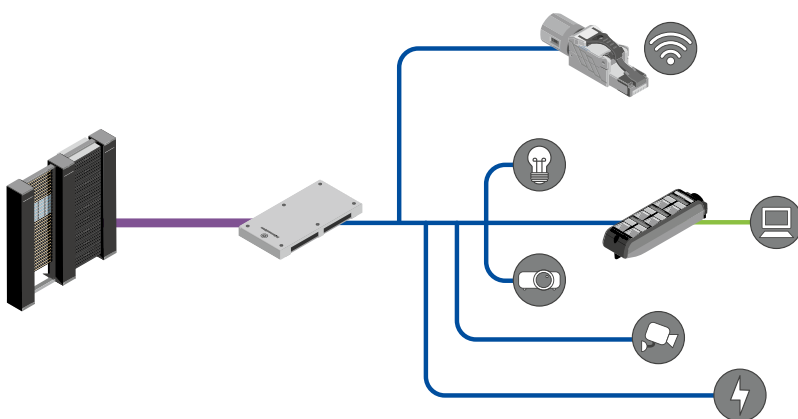


Figure 2.

In a Zone Cabling Topology, cables are run from the telecommunications room to a consolidation point which is strategically located to service a specific area or "Zone". Cables are then run from the consolidation point to the device that requires a network connection or remote powering (See figure 2).

The primary benefit of implementing zone cabling is that it allows the network to be increasingly dynamic and cost effective when it comes to move's, adds and change's (also known as MAC's). Network owners are able to reduce their maintenance costs and network disruption by having maintenance works carried out from the consolidation point onwards and therefore managing a much shorter cable run than one compared with a typical direct cabling installation.

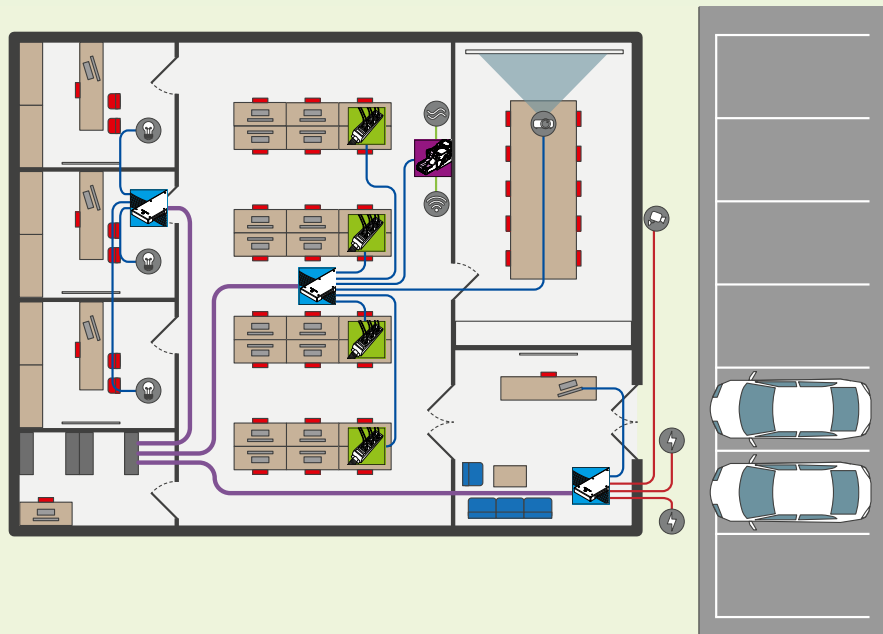
Application Examples

Intelligent Building

The most obvious and typical application for a Zone Cabling network design would be for an intelligent or connected building.

By Intelligent we are simply referring to a building that utilises a building management system to monitor and control multiple building services such as access control, fire safety systems, HVAC, lighting, security / CCTV. We have entered an era where more and more devices require a connection to the buildings data network using an RJ45 interface.

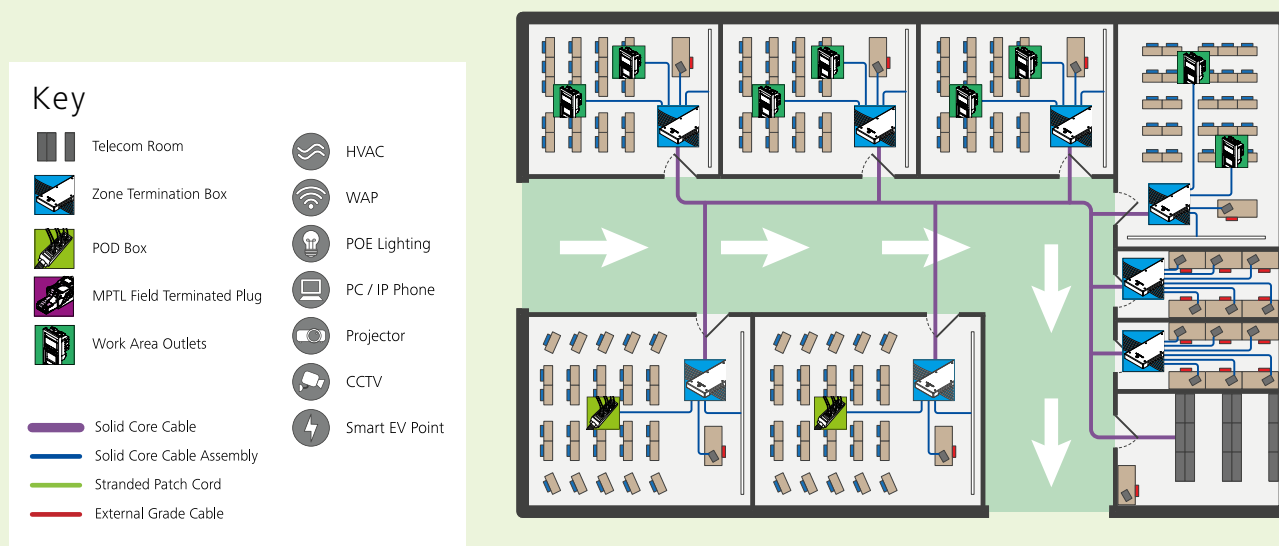
Any building owner looking to gain greater return on investment from their network infrastructure should consider a zone cabling topology.



Mission Critical

Mission critical areas such as escape routes or busy walk ways in building environments such as hospitals or universities can be highly sensitive to disruption caused by maintenance. A zone cabling topology in this scenario allows engineers to conduct network maintenance works in areas away from these critical paths allowing normal day to day operation.

The diagram below shows a university floor plan highlighting a dedicated escape route. The escape route in this example needs to remain open and free from any obstructions, so by implementing a zone cabling topology, any closures can be avoided. Adopting the use of Zone Cabling Termination Boxes in ceiling voids to connect rooms accessed by the escape route is an ideal solution. This allows the campus engineers to carry out any network maintenance from the Zone Termination boxes, at worst closing off one or two class rooms at a time but avoiding any disruption to the escape route.





Zone Cabling

Consolidations Points	Zone Cabling Enclosure (ZCE)	6
	Zone Termination Box (ZTB)	7
	Modular Zone Termination Box (ZTB)	8
Work Area	POD Box	9
Telecommunications Room	Out of Rack	10
	Hinged Wall Brackets	

Connectivity

Copper Assemblies	Solid Core Patch Cords		11
	CP Cords RJ45 Plug to Keystone Jack		
	CP Cords Keystone Jack to Keystone Jack		
Copper Connectivity	Keystones		12
	Modular Panels		
Outlets	Fibre	Euro	14
		U6C	
	Copper	Euro	15
		U6C	
Accessories	Plastic Mounting Hardware		16

Fibre

Fibre Enclosures	MDU - S1XS	18
	MDU - S1	
	MDU - S2	
	MDU - S3	
	MDU - S4	
	MDU - S5	
	FWO	



Zone Cabling

Consolidation Points

ZCE - Zone Cabling Enclosure

Lockable Steel Enclosure

Product Description

The Zone Cabling Enclosure from HellermannTyton provides up to 2U of patching space within the 600mm x 600mm area of raised floor, ceiling void or within a riser. The zone cabling enclosure provides support for any standard 19" patch panels or active equipment as well as RapidNet panels for use with the pre-terminated cassette based solution.

The zone cabling enclosure has a hinged and removable top access door along with additional cable entry knockouts and brush strips on two sides to keep out dust and debris.

Internally, the zone cabling enclosure has front and rear cable management to support patch leads and manage bend radii.

The enclosure is the ideal solution for retail, data centre or intelligent building applications.

Features and benefits


- 2U of rack space supporting 19" patch panels
- Supports RapidNet panels, standard HellermannTyton copper and fibre panels and active equipment
- Installs below a single 600mm x 600mm raised floor tile, ceiling void or risers
- Hinged and removable lid
- Additional cable entry knockouts
- Brush strips on two sides to keep out dust and debris
- Lockable lid for secure access
- Powder coated finish for temperature and humidity protection
- Adjustable mounting ears allow for a forward or recessed mounting position
- Works as part of a Zone Cabling topology



Zone Cabling Enclosure with top access door.



Zone Cabling Enclosure hinged open.



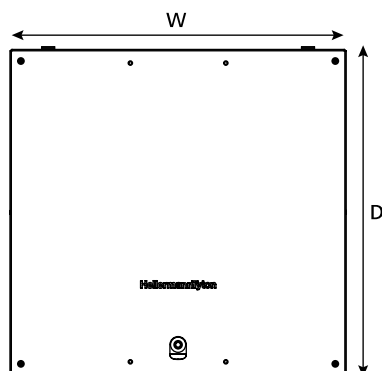
Zone Cabling Enclosure without door.

Outlet Type	Size	ORDER INFO
Lockable Steel Zone Enclosure	Accepts up to 2U 19" Panels	ZCE2UXXXXGY

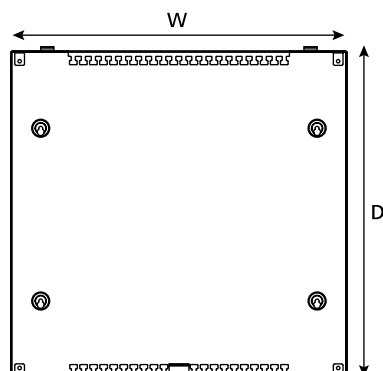
Technical Data

Material	Powder Coated Mild Steel		
Colour	Grey		
Dimensions (mm)	H	W	D
	99.8	492	508

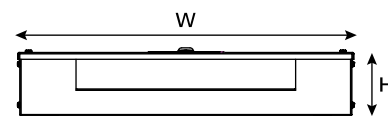
Technical Diagrams



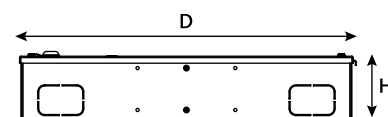
Top External View



Top Internal View



Front View



Side View





ZTB - Zone Termination Box

12 Way Category 6 PCB

Product Description

The Zone Termination Box (ZTB) is a compact and robust internal consolidation point. The ZTB has been designed to work as part of a Zone Cabling topology which allows for more flexibility in regards to MAC's within a structured cabling network. Alternatively it can be used when converting incoming external grade cable over to internal CPR compliant cable.

As standard, the ZTB benefits from HellermannTyton Category 6 PCB technology (backwards compatible with Category 5e). Designed for high performance and reliability this product forms part of the HellermannTyton system warranty when installed by an accredited HellermannTyton installer.

Available in either Unshielded or Shielded variations both models allow for up to 12 cable lines to be terminated.

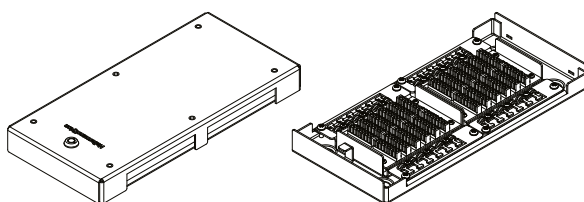
The compact size of the ZTB means it can be easily fixed into a variety of small spaces in ceiling voids, raised floor, risers or even under the desk.

The base and lid are made from 1.5mm thick mild steel and is supported by internal steel cross-members located on the PCB trays which ensure the ZTB is strong and robust enough to withstand possible damage within shared utility environments.

Features and benefits

- Supports Category 6 and Category 5e
- HellermannTyton's Optimised PCB design
- Supports POE applications
- Available in Unshielded or Shielded
- Allows for up to 12 cable lines to be terminated
- 1.5mm Mild Steel for added strength
- Internal Steel cross-member supports for increased impact resistance
- Compact size to allow for installation in restricted spaces
- Removable lid for ease of termination
- Lockable for security
- Fixing points to allow for installation on walls/risers, in ceilings, floor or under desk
- Grey powder coated finish for humidity and temperature protection
- Brush strips for easy cable entry/exit and debris free operation
- Integral cable anchor points
- Shielded version comes with additional cable clamps to allow for correct shield bonding
- Allows for flexibility within a structured cabling network with future ROI in regards to MAC's
- Port Identification Label

Technical Diagrams



Closed View

Open View



Zone Termination Box (ZTB) Removable lid and fixing points



ZTB Closed view with brush strip cable entry/exit and lock

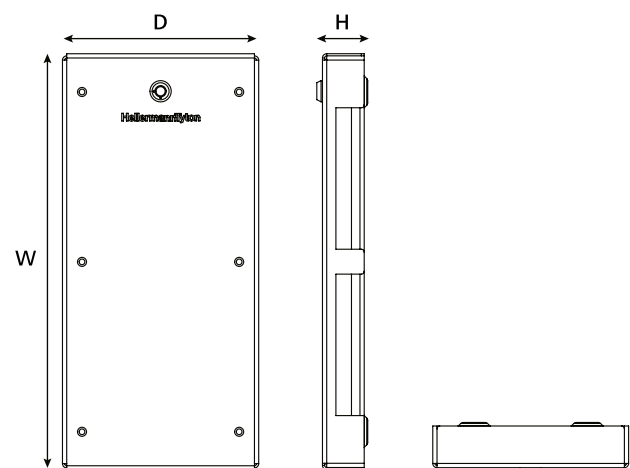


ZTB Internal view showing PCB trays with cable anchor points and shielding clamps

Outlet Type	Shielding	ORDER INFO
Zone Termination Box	Unshielded	ZTB12UC6XX/GY
	Shielded	ZTB12SC6XX/GY

Technical Data

Material	Powder Coated Mild Steel		
Colour	Grey		
Dimensions (mm)	H	W	D
	36	294	138.6



Front View

Side View

Top View



View 3D Model
Scan with your
smart phone



Zone Cabling

Consolidation Points

ZTB - Modular Zone Termination Box

12 WAY – Category 6, 6A, Fibre

Product Description

The Modular Zone Termination Box (ZTB) is a compact and robust internal consolidation point. The ZTB has been designed to work as part of a Zone Cabling topology which allows for more flexibility in regards to MAC's within a structured cabling network.

This modular version of the ZTB allows for the use of HellermannTyton keystone jacks and fibre adaptors, making it easier to configure each box to your bespoke requirements giving even greater flexibility.

Users can choose to have the box loaded with CAT6 UTP HTC or GST keystone jacks, HTC CAT6A shielded jacks or LC duplex / SC simplex fibre adaptors.

Features and benefits

- Supports Category 6A, Category 6 and Fibre
- Uses HellermannTyton Modular Connectivity
- Supports PoE when using Cat6a / Cat6 HTC Keystone Jacks
- Accepts Shielded HTC and Unshielded GST Jacks
- Accepts up to 12 cable lines
- 1.5mm Mild Steel for added strength
- Internal Steel cross-member supports for increased impact resistance
- Compact size allows for installation in restricted spaces
- Removable lid for ease of termination / installation
- Lockable for security
- Fixings points to allow for installation on walls/risers, in ceilings, floor or under desk
- Grey powder coated finish for humidity and temperature protection
- Brush strips for easy cable entry/exit and debris free operation
- Integral cable anchor points
- Modular design allows user to mix and match desired connectivity i.e. 6x CAT6A STP & 6x LC Duplex OM4
- Port identification



Modular ZTB Loaded with 12 x Cat6 UTP Jacks.



ZTB Closed view with brush strip cable entry/exit and lock.



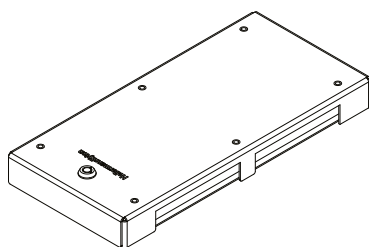
ZTB12J6BKXXX/GY.

Specification	Connectivity	ORDER INFO
CAT6 UTP	HTC Tool-Free	ZTB12HTC6XXXX/GY
	GST	ZTB12J6BKXXX/GY
CAT6A FTP	HTC Tool-Free	ZTB12SJ6AXXXX/GY
Fibre Multimode	LC Duplex	ZTB12LCDBGXXXX/GY
	SC Simplex	ZTB12SCSBGXXXX/GY
Fibre Singlemode	LC Duplex	ZTB12LCDBLXXXX/GY
	SC Simplex	ZTB12SCSBLXXXX/GY

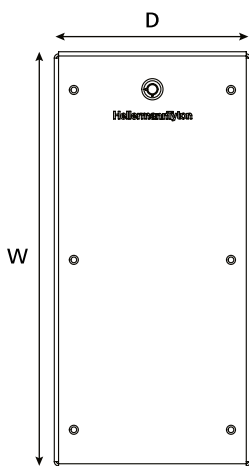
Technical Data

Material	Powder Coated Mild Steel		
Colour	Grey		
Dimensions (mm)	H	W	D
	36	294	138.6

Technical Diagrams




Closed View



Front View



Side View



Top View





POD Box

4 and 6 Port

Product Description

The HellermannTyton POD box offers flexibility within a Structured Cabling Network. Each POD is assembled with angled LJ6C adaptors which are compatible with HTC tool-free keystone jacks, or GST keystone Jacks*.

Available in either 4 or 6 port presentations with the choice of 25mm, 28.5mm or 34mm conduit entry points. All POD variations benefit from the same dimensions 215mm(h) x 51mm(d) x 62mm(w) which allows them to easily pass through standard 127mm raised floor grommets.

* HTC and GST Jacks are sold separately.

Features and benefits

- IK07 Rated
- Assembled with HTC 6C angled adaptors
- Available in 4 or 6 Port Presentations
- Choice of 25mm, 28.5mm, 34mm Conduit Entry Points
- Also available as part of the RapidNet solution
- Compatible with HTC Tool Free Jacks or GST Jacks only
- Fits through 127mm raised floor grommets
- Integral anchor point for cable bundles
- Port and POD labelling fields
- Secure & temporary fixing points



6 Port POD Box assembled with 6 x HTC 6C Angled Adaptors.



4 Port POD Box assembled with 4 x HTC 6C Angled Adaptors.



Mounting Bracket supplied separately.

No. of Ports	Conduit OD	ORDER INFO
4x 6C Ports	25mm	HT-POD-25MM-4P
	28.5mm	HT-POD-28MM-4P
	34mm	HT-POD-34MM-4P
6x 6C Ports	25mm	HT-POD-25MM-6P
	28.5mm	HT-POD-28MM-6P
	34mm	HT-POD-34MM-6P

Compatible Connectivity

Description	ORDER INFO
HTC Series CAT6A Shielded Tool-Free Jack	HTC-C6AS-KJ
HTC Series CAT6 Shielded Tool-Free Jack	HTC-C6S-KJ
HTC Series CAT6 Unshielded Tool-Free Jack	HTC-C6U-KJ
GST Series CAT6 UTP Keystone Jack	GSTJC6U

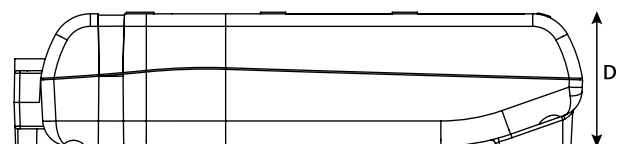
Accessories	ORDER INFO
Mounting Bracket - 25mm	LBRKT25/B
Mounting Bracket - 32mm	LBRKT32/B

Technical Data

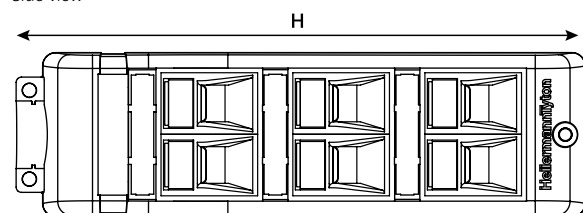
Material	Black Polycarbonate		
Colour	Black		
Dimensions (mm)	H	W	D
	215	52	62

Technical Diagrams

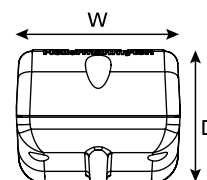
6 port



Side view



Top view



Front view



View 3D Model
Scan with your
smart phone



Zone Cabling

Telecommunications Room

Out of Rack

3U

Product Description

The Out of Rack configuration provides 3½U of space which will accommodate 6 port UTP copper and fibre RapidNet cassettes providing a maximum capacity of 84 copper ports or 2016 fibres (when using RapidNet MTP VHD) or a combination of both. Out of Rack accessories are available on request and include gland/conduit kits, basket trays and mini patch leads.

The Out of Rack is manufactured from black powder coated mild steel and is designed to house the majority of network patching and connectivity above the rack or cabinet.

Features and benefits

- 3U RapidNet Ready Cassette Space
- 2 Zero U Cassette Locations
- Maximum capacity 84 Copper Ports or 2016 Fibres
- 600mm width for the narrowest server rack
- Fits any 50mm pitch basket tray
- Vertical cable management into the rack or cabinet

Outlet Type	Size	ORDER INFO
Out of Rack Enclosure	3U RapidNet	RNAORC1
	1U Rack space / 2U RapidNet	RNAORC2
	3U Rack space	RNAORC3



Out Of Rack - 3U RapidNet



Out Of Rack - 1U Space/2U RapidNet



Out Of Rack - 3U Space

Hinged Wall Brackets

2 and 3U

Product Description

The Hinged Wall Brackets can accommodate up to 3 1U patch panels or active equipment and is the ideal solution for installations where there is only a minimum requirement for patching.

The wall bracket is wall mountable with hinged mounting on one side to allow easy access to the rear of any patching or active equipment. The wall bracket is made from 2mm mild steel with a black powder coated finish.

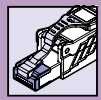
Features and benefits

- Wall mountable
- Hinged bracket
- Cable entry at either top or bottom
- Accommodates up to 3 1U patch panels

Outlet Type	Size	ORDER INFO
Hinged Wall Bracket	2U	WB2U/BK
	3U	WB3U/BK



3U Hinged Wall Bracket



HellermannTyton offer a bespoke copper assembly service from our Northampton facility. Using high quality cables and connectivity, HellermannTyton produce a variety of standards compliant assemblies.

Solid core patch leads can be used to create harness links by cutting the cord in half on site and terminating the open end onto a patch panel, the RJ45 plugs directly into the device or active equipment.

The consolidation point (CP) cords can be utilised in accordance with the Zone Enclosures to complete the final connection from consolidation point to device or wall outlet.

Solid Core Patch Leads



RJ45C6A-10.0M-S-LS/VI

Cable Type	Screening Type	Colour	ORDER INFO
CAT6A Solid	F/FTP	Violet	RJ45C6A-10.0M-S-LS/VI
CAT6 Solid	U/UTP	Violet	RJ45NGB-10.0M-S-LS/VI

CP Cords RJ45 Plug to Keystone Jack



RJ45/KSJG6A-10.0M

Cable Type	Screening Type	Colour	ORDER INFO
CAT6A	F/FTP	Violet	RJ45/KSJG6A-10.0M
CAT6	U/UTP		RJ45/KSJC6U-10.0M

CP Cords Keystone Jack to Keystone Jack



KSJ/KSJG6A-10.0M

Cable Type	Screening Type	Colour	ORDER INFO
CAT6A	F/FTP	Violet	KSJ/KSJG6A-10.0M
CAT6	U/UTP		KSJ/KSJC6U-10.0M



Connectivity

Copper Connectivity

HellermannTyton manufacture a range of connectivity solutions for the structured cabling market.

Our Category 6A and Category 6 product set complement our Zone Cabling product solutions by utilising our modular system. This approach allows for dynamic network expansion as well as offering high quality connectivity that performs above and beyond today's standards, supporting PoE applications as well as 10GB requirements (Category 6A).

Keystones and Plugs



HTC-C6AS-KJ12



HTC-C6U-KJ12




HTC-C6AS-MP12

Outlet Type	Screening Type	Unit	ORDER INFO
Category 6	Unshielded	12pcs	HTC-C6U-KJ12
Category 6A	Shielded		HTC-C6AS-KJ12
			HTC-C6AS-MP12



View 3D Model
Scan with your
smart phone

Modular Panels



HTC-XXS-PPA241U/BK



HTC-XXS-PPF241U/BK

Panel Type	Screening Type	U Size	Port Count	ORDER INFO
Modular Patch Panels	Shielded / Unshielded	1U	24 Port	HTC-XXS-PPA241U/BK
		1U	24 Port	HTC-XXS-PPF241U/BK

The Zone Cabling Network

- 1 Zone Cabling Enclosure
- 2 Distribution Chassis
- 3 Pre-terminated Cassettes
- 4 Copper / Fibre Patch Panels
- 5 Zone Termination Box
- 6 POD
- 7 CAT6 Outlets and Faceplates
- 8 Helawrap Cable Management
- 9 MDU - S5 Enclosure





HTC Series Fibre Modules

LC DX - SC SX - Euro - LJ6C

Product Description

The HTC Series Fibre Modules are designed for Fibre to the Desk (FTTD) applications and are available in industry standard Euro 50x25mm or LJ6C 38.5x25mm footprints. The modules are produced from the same HTC Series Keystone jack modules in order to offer consistent aesthetics when installed. The fibre modules are without shutter and come pre-loaded with the fibre adaptor. All fibre adaptors are transported with dust caps.

The Euro fibre module is compatible with the HTC-Series faceplates. The LJ6C Fibre module is compatible with HTC Series 6C faceplates and the HellermannTyton POD.

Features and Benefits

- Footprint
 - Euro 50x25mm
 - LJ6C 38.5x25mm
- Available pre-loaded with Fibre Adaptors
- LC duplex, SC Simplex in multimode or singlemode
- Fibre Adaptors include dust caps
- Identification / label area
- Consistent design with HTC Series Keystone Modules
- Compatible with HTC Series mounting hardware
- Made from ABS
- Plastic free packaging
- Bulk packed to reduce carbon footprint

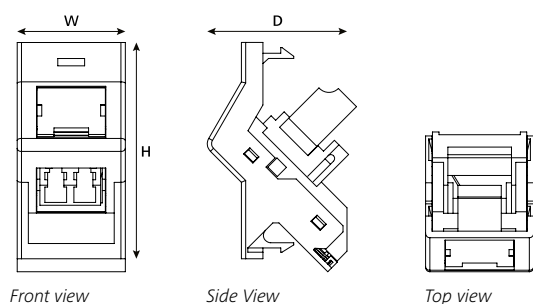


HTC Series Work Area Fibre Modules.

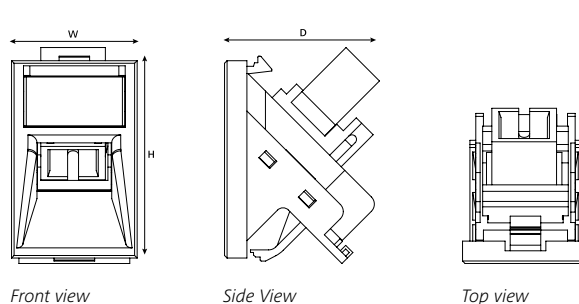
Style	Adaptor	Performance	Colour	ORDER INFO
EURO	LC	Multimode	Beige	HTC-LCM-EMA50/WH
		Singlemode	Blue	HTC-LCS-EMA50/WH
	LC/APC	Singlemode	Green	HTC-LPS-EMA50/WH
			Beige	HTC-SCM-EMA50/WH
	SC	Multimode	Blue	HTC-SCS-EMA50/WH
		Singlemode	Green	HTC-SPS-EMA50/WH
LJ6C	LC	Multimode	Beige	HTC-LCM-6CA50/WH
		Singlemode	Blue	HTC-LCS-6CA50/WH
	LC/APC	Singlemode	Green	HTC-LPS-6CA50/WH
			Beige	HTC-SCM-6CA50/WH
	SC	Multimode	Blue	HTC-SCS-6CA50/WH
		Singlemode	Green	HTC-SPS-6CA50/WH

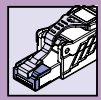
Technical Diagrams

Euro Module



LJ6C Module





HTC Series Category 6 Modules

UTP LJ6C and Euro Work Area Outlets

Application/Product Description

The HTC Series Category 6 unshielded LJ6C and Euro modules are designed to support Ethernet 10BASE-T, 100BASE-T (Fast Ethernet), 1000BASE-T (Gigabit Ethernet), 155 Mb/s ATM, Token Ring 4/16, voice/data systems and Voice over Internet Protocol (VoIP) systems running over a Category 6 cabling system and are backwards compatible with legacy Category 5e, Category 5 and voice network infrastructures.

Features and Benefits:

- Category 6 component compliant
- Footprint
 - LJ6C 38.5x25mm
 - Euro 50x25mm
- Made from ABS + PC
- Available in White
- Compatible with HTC Series 6C faceplates
- Includes mini-zip ties and instructions
- Plastic free packaging
- Bulk packed reduce carbon footprint

Technical Features:

- Conforms to ISO 11801:2002, BS EN 50173, ANSI/TIA/EIA 568-C.2
- Compatible for both 568A / B Wiring configurations
- Minimum insertions 750
- Minimum 200 re-terminations
- Accepts 22-24 AWG conductors



LJ6C Cat 6 Module



Euro Cat 6 Module shown from rear

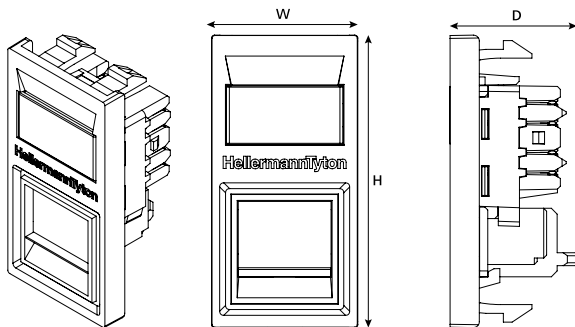


Euro Cat 6 Module

Style	Performance	Colour	ORDER INFO
EURO	Category 6	White	HTC-C6U-EM50/WH
LJ6C			HTC-C6U-6C50/WH

Technical Diagrams

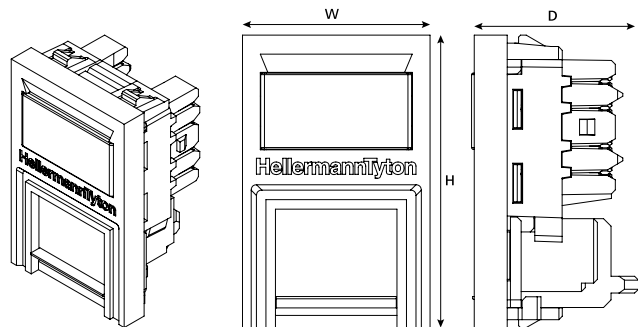
Euro Module



HTC Series Euro Module Front view

Side view

LJ6C Module



HTC Series Euro Module

Front view

Side view



HTC Series Mounting Hardware

Faceplates, Modules, Blanks & Back Boxes

Application/Product Description

The HTC Series of mounting hardware has been designed to complement HellermannTyton's new HTC Series Category 6A and Category 6 connectivity product lines. This range features a full suite of single and double gang faceplates in a variety of styles compatible with all blanks, modules and backboxes.

Features and Benefits

- Made from ABS
- Faceplates available in single & double gang
- Colour Consistent range
- Variety of Faceplate styles
- Fixing screws inclusive were applicable
- Plastic free packaging
- Bulk packed to reduce carbon footprint



Mounting Hardware Selection



Faceplates



Angled Modules



Blanks



Back Boxes

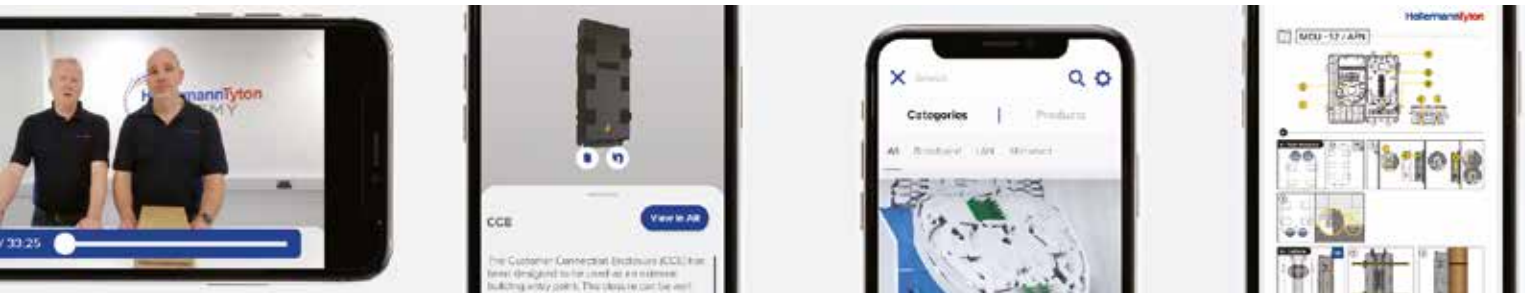
Outlet Type	Size	ORDER INFO
Office Single Gang Euro Faceplate (White)	86x86mm	HTC-FP1GOS30/WH
Office Double Gang Euro Faceplate (White)	86x146mm	HTC-FP2GOS30/WH
Office Single Gang Euro Faceplate (Gray)	86x86mm	HTC-FP1GOS30/DDA
Office Double Gang Euro Faceplate (Gray)	86x146mm	HTC-FP2GOS30/DDA
Flat Single Gang Euro Faceplate	86x86mm	HTC-FP1GFL30/WH
Flat Double Gang Euro Faceplate	86x146mm	HTC-FP2GFL30/WH
Bevelled Single Gang Euro Faceplate	86x86mm	HTC-FP1GBV30/WH
Bevelled Double Gang Euro Faceplate	86x146mm	HTC-FP2GBV30/WH
Single Gang Back Box	86x86x27mm	HTC-BB1G2710/WH
Single Gang Back Box	86x86x37mm	HTC-BB1G3710/WH
Double Gang Back Box	86x146x37mm	HTC-BB2G3710/WH
Modular Angled Euro Adaptor	50x25mm	HTC-EMA50/WH
Modular Angled LJ6C Adaptor	38.5X25mm	HTC-6CA50/WH
Euro Blank	50x25mm	HTC-FPBH100/WH
Euro Blank	50x12.5mm	HTC-FPBQ100/WH

Bringing FTTX products to life in AR

Your perfect product information tool.

MADE TO CONNECT

NEW APP!



Download our NEW Mobile App

The HT Connect App from HellermannTyton is the perfect product information tool.

Using Augmented Reality (AR) technology through your mobile phone or tablet, you can see a number of selected products from the HellermannTyton product range in a live environment.

The app is designed to give you a closer look at our products as well as giving you additional information including datasheets, installation guides, installation videos and links to website.





HellermannTyton manufacture a wide range of enclosures and wall boxes for internal fibre distribution in both commercial and residential environments.

The MDU series offers a number of options depending on the size of the building, the number of offices, departments or businesses that require fibre connection. The S5, S4 and the S3, the large and mid-sized enclosures in the series, are available in both splice and connectorised versions whereas the S2, S1 and S1XS provide between 12 and 24 connectorised fibre ports.

HellermannTyton also supply a number of other fibre distribution solutions that can be either wall mounted or sub-floor mounted in both connectorised and spliced options, giving flexibility and choice in the infrastructure design.

For the full range of Fibre to the X products and solutions, please visit www.htdata.co.uk.

Fibre Enclosures



MDU-S1XS



MDU-S1



MDU-S2



MDU-S3



MDU-S4



MDU-S5



Fibre Wall Outlet

Enclosure	No. of Fibres	Adaptors	Pigtails	Splice only Capacity	ORDER INFO
MDU-S1XS	12	6x LC/APC DX	12x LC/APC	-	MDU-S1XS-T16AP21X
MDU-S1	12	12x LC/APC SX	12x LC/APC	-	MDU-S1-03LC12RA1
MDU-S2	24	24x LC/APC SX	24x LC/APC	-	MDU-S2-24LC/APCA1
MDU-S3	24	12x LC/APC DX	24x LC/APC	-	MDU-S3-BWX-CP12LA1
	-	-	-	96 Fibres	MDU-S3-BXN
MDU-S4	48	24x LC/APC DX	48x LC/APC	-	MDU-S4-BWA-CP24AA1
	-	-	-	240 Fibres	MDU-S4-BWA
MDU-S5	96	24x LC/APC Quad	96x LC/APC	-	MDU-S5-BLMX02CP024B96A1
	-	-	-	432 Fibres	MDU-S5-LLXN
FWO	2	1x LC/APC DX	2x LC/APC	-	FWOA-XX-VP/WH



Integrated Routing from HellermannTyton



MDU S5, S4 and S3

The S5, S4 and S3 enclosures from the MDU S-Series are three internal products that also benefit from the Integrated Routing fibre management system. The S5 is the larger of the 3 IR enclosures offering up to 432 managed fibre splices, the S4 offering up to 240 fibre splices and the S3 is a smallest enclosure offering up to 96 fibre splice capacity. All enclosures can be configured in connectorised and splice only options and come with all the benefits of the IR system.



Modular and Scalable

The IR system is completely modular and scalable across the product range. This design and approach allows the fibre management system to grow with your network. Additional packs of trays are available as well as IR extension components for when the time comes to add new customers or utilise stored, unused fibre for new network connections.



Fibre Splice Tray Choice

With a wide range of various trays available, the Integrated Routing system offers more flexibility and choice. The coloured Fibre Optic Splice Trays allow for high contrast to the standard white fibre management trays providing definitive means of service differentiation. With SC and SE trays in versions 1 and 2, splice trays from HellermannTyton can be supplied with a range of splice bridge inserts, to accommodate splitters as well as a standard splice protector.

MDU Capacity at a glance.



MDU S1XS

Connectorised: 12 LC/ 6 SC
Splice Only: 30

MDU S3

Connectorised: 24 LC/ 12 SC
Splice Only: 96

MDU S1

Connectorised: 12 LC/ 12 SC
Splice Only: 24 (stacked)

MDU S4

Connectorised: 48 LC/ 24 SC
Splice Only: 240

MDU S2

Connectorised: 24 LC/ 24 SC
Splice Only: 48 (stacked)

MDU S5


Connectorised: 96 LC/ 48 SC
Splice Only: 432


Europe

 **HellermannTyton GmbH – Austria**
Rennbahnweg 65
1220 Vienna
Tel.: +43 12 59 99 55-0
Fax: +43 12 59 99 11
Email: office@HellermannTyton.at
www.HellermannTyton.at

 **HellermannTyton – Bulgaria**
Email: officeBG@HellermannTyton.at
www.HellermannTyton.at

 **HellermannTyton – Czech Republic**
Email: officeCZ@HellermannTyton.at
www.HellermannTyton.cz

 **HellermannTyton – Denmark**
Industrivej 44A, 1.
4000 Roskilde
Tel.: +45 702 371 20
Email: htdk@HellermannTyton.dk
www.HellermannTyton.dk

 **HellermannTyton – Finland**
Äyritie 12 B
01510 Vantaa
Tel.: +358 9 8700 450
Email: myynti@HellermannTyton.fi
www.HellermannTyton.fi

 **HellermannTyton S.A.S. – France**
2 rue des Hêtres - CS 80543
78197 Trappes Cedex
Tel.: +33 1 30 13 80 00
Fax: +33 1 30 13 80 60
Email: info@HellermannTyton.fr
www.HellermannTyton.fr

 **HellermannTyton GmbH – Germany**
Großer Moorweg 45
25436 Tornesch
Tel.: +49 4122 701-0
Fax: +49 4122 701-400
Email: info@HellermannTyton.de
www.HellermannTyton.de

 **HellermannTyton KFT – Hungary**
Kisfaludy u. 13
1044 Budapest
Tel.: +36 1 369 4151
Fax: +36 1 369 4151
Email: officeHU@HellermannTyton.at
www.HellermannTyton.hu


 **HellermannTyton Ltd – Ireland**
Unit A5 Cherry Orchard
Business Park
Ballyfermot, Dublin 10
Tel.: +353 1 626 8267
Fax: +353 1 626 8022
Email: sales@HellermannTyton.ie
www.HellermannTyton.co.uk

 **HellermannTyton S.r.l. – Italy**
Via Visco, 3/5
35010 Limena (PD)
Tel.: +39 049 767 870
Fax: +39 049 767 985
Email: info@HellermannTyton.it
www.HellermannTyton.it

 **HellermannTyton B.V. – Belgium/Netherlands**
Vanadiumweg 11-C
3812 PX Amersfoort
Tel.: +31 33 460 06 90
Email (NL): info@HellermannTyton.nl
Email (BE): info@HellermannTyton.be
www.HellermannTyton.nl
www.HellermannTyton.be

 **HellermannTyton AS – Norway**
Nils Hansens vei 13
0667 Oslo
Tel.: +47 23 17 47 00
Email: firmapost@HellermannTyton.no
www.HellermannTyton.no

 **HellermannTyton Sp. z o.o. – Poland**
Kotunia 111
62-400 Słupca
Tel.: +48 63 2237 111
Fax: +48 63 2237 110
Email: info@HellermannTyton.pl
www.HellermannTyton.pl

 **HellermannTyton – Romania**
Email: officeRO@HellermannTyton.at
www.HellermannTyton.at

 **OOO HellermannTyton – Russia**
40/4, Pulkovskoe road
BC Technopolis Pulkovo, office A 8081
196158, St. Petersburg
Tel.: +7 812 386 00 09
Fax: +7 812 386 00 08
Email: info@HellermannTyton.ru
www.HellermannTyton.ru

 **HellermannTyton – Slovenia**
Branch Office Ljubljana
Podružnica Ljubljana, Ukmarjeva 2
1000 Ljubljana
Tel.: +386 1 433 70 56
Fax: +386 1 433 63 21
Email: officeSI@HellermannTyton.at
www.HellermannTyton.si

 **HellermannTyton España s.l. – Spain / Portugal**
Avda. de la Industria 37 2º 2
28108 Alcobendas, Madrid
Tel.: +34 91 661 2835
Fax: +34 91 661 2368
Email:
HellermannTyton@HellermannTyton.es
www.HellermannTyton.es


 **HellermannTyton AB – Sweden**
Isafjordsgatan 5
16440 Kista
Tel.: +46 8 580 890 00
Fax: +46 8 580 348 02
Email: kundsupport@HellermannTyton.se
www.HellermannTyton.se

 **HellermannTyton Engineering GmbH – Turkey**
Saray Mah Dr. Adnan Büyükdeniz Cad. No:4
Akkom Office Park 2. Blok Kat: 10
34768 Ümraniye-Istanbul
Tel.: +90 216 687 03 40
Fax: +90 216 250 32 32
Email: info@HellermannTyton.com.tr
www.HellermannTyton.com.tr

 **HellermannTyton Ltd – UK**
William Prance Road
Plymouth International Medical
and Technology Park
Plymouth, Devon PL6 5WR
Tel.: +44 1752 701 261
Fax: +44 1752 790 058
Email: uk-pt@HellermannTyton.com
www.HellermannTyton.co.uk

 **HellermannTyton Ltd – UK**
Sharston Green Business Park
1 Robeson Way
Altrincham Road, Wythenshawe
Manchester M22 4TY
Tel.: +44 161 947 2200
Fax: +44 161 947 2220
Email: uk-pt@HellermannTyton.com
www.HellermannTyton.co.uk

 **HellermannTyton Ltd – UK**
Cley Road, Kingswood Lakeside
Cannock, Staffordshire
WS11 8AA
Tel.: +44 1543 728282
Fax: +44 1543 728284
Email: uk-pt@HellermannTyton.com
www.HellermannTyton.co.uk

 **HellermannTyton Data Ltd – UK**
Waterside House, Edgar Mobbs Way
Northampton NN5 5JE
Tel.: +44 1604 707 420
Fax: +44 1604 705 454
Email: sales@htdata.co.uk
www.htdata.co.uk

Middle East

 **HellermannTyton – UAE**
Email: info@HellermannTyton.ae
www.HellermannTyton.ae

North America

 **HellermannTyton – Canada**
Tel.: +1 905 726 1221
Fax: +1 905 726 8538
Email: sales@HellermannTyton.ca
www.HellermannTyton.ca

 **HellermannTyton – Mexico**
Tel.: +52 333 133 9880
Fax: +52 333 133 9861
Email: info@HellermannTyton.com.mx
www.HellermannTyton.com

 **HellermannTyton – USA**
Tel.: +1 414 355 1130
Fax: +1 414 355 7341
Email: corp@htamericas.com
www.HellermannTyton.com

South America

 **HellermannTyton – Argentina**
Tel.: +54 11 4754 5400
Fax: +54 11 4752 0374
Email: ventas@HellermannTyton.com.ar
www.HellermannTyton.com.ar


 **HellermannTyton – Brazil**
Tel.: +55 11 4815 9000
Fax: +55 11 4815 9030
Email: vendas@HellermannTyton.com.br
www.HellermannTyton.com.br


Asia-Pacific


 **HellermannTyton – Australia**
Tel.: +61 2 9525 2133
Fax: +61 2 9526 2495
Email: cservice@HellermannTyton.com.au
www.HellermannTyton.com.au

 **HellermannTyton – China**
Tel.: +86 510 8528 2536
Fax: +86 510 8528 2731
Email: cservice@HellermannTyton.com.cn
www.HellermannTyton.com.cn


 **HellermannTyton – Hong Kong**
Tel.: +852 2831 9090
Fax: +852 2832 9381
Email: cservice@HellermannTyton.com.hk
www.HellermannTyton.com.sg


 **HellermannTyton – India**
Tel.: +91 120 413 3384
Email: cservice@HellermannTyton.co.in
www.HellermannTyton.co.in

 **HellermannTyton – Japan**
Tel.: +81 3 5790 3111
Fax: +81 3 5790 3112
Email: mkt@hellermanntyton.co.jp
www.HellermannTyton.co.jp

 **HellermannTyton – Republic of Korea**
Tel.: +82 32 833 8012
Fax: +82 32 833 8013
Email: cservice@HellermannTyton.co.kr
www.HellermannTyton.co.kr

 **HellermannTyton – Philippines**
Tel.: +63 2 752 6551
Fax: +63 2 752 6553
Email: cservice@HellermannTyton.com.ph
www.HellermannTyton.com.ph

 **HellermannTyton – Singapore**
Tel.: +65 6 586 1919
Fax: +65 6 752 2527
Email: cservice@HellermannTyton.sg
www.HellermannTyton.com.sg

 **HellermannTyton – Thailand**
Tel.: +662 237 6702 / 266 0624
Fax: +662 266 8664
Email: cservice@HellermannTyton.co.th
www.HellermannTyton.com.sg

Africa

 **HellermannTyton – South Africa**
Tel.: +27 11 879 6600
Fax: +27 11 879 6603
Email: jhb.sales@HellermannTyton.co.za
www.HellermannTyton.co.za

HellermannTyton

HellermannTyton Data Ltd – UK

Waterside House,
Edgar Mobbs Way
Northampton NN5 5JE
Tel.: +44 1604 707 420
Fax: +44 1604 705 454
Email: sales@htdata.co.uk
www.htdata.co.uk