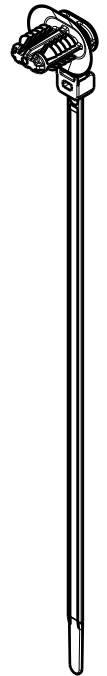
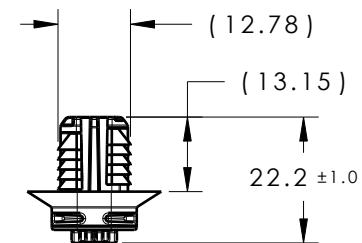
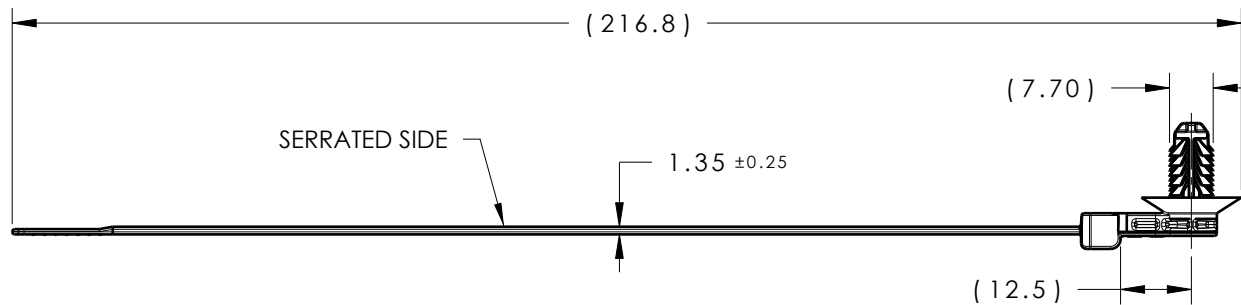
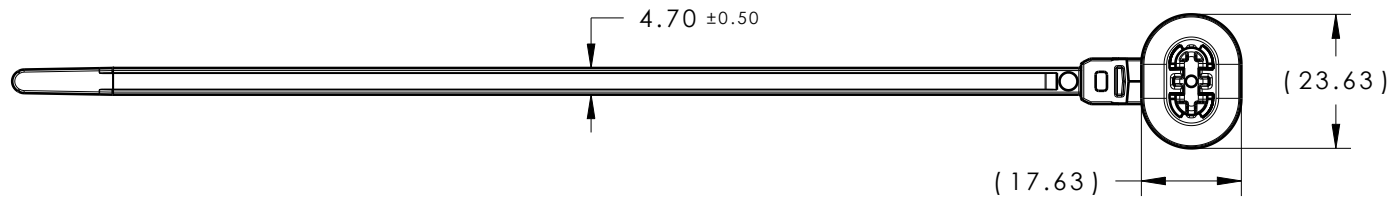


CATIA V5



Revision Level			Revision Record	Changed	Date	Approved	Date
Drawing	State	Part					
04.1	Design Release	-	SEE ECN# 311351	GJD	07/18/24	EJF	07/18/24

ISOMETRIC VIEW
SCALE 1:2

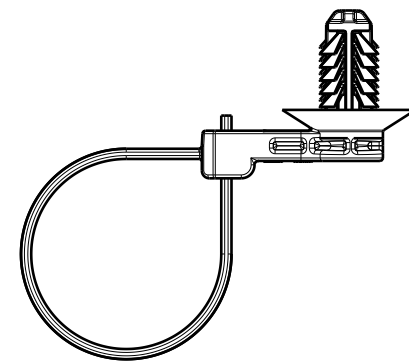
REFERENCE:

PERFORMANCE REQUIREMENTS:

1. FIR TREE PUSH IN FORCE: 45 NEWTONS (10 LBS) MAX IN EACH APPLICABLE OVAL HOLE SIZE AND A PLATE THICKNESS OF 1.8mm.
2. FIR TREE PULL OUT FORCE: 110 NEWTONS (25 LBS) MIN IN EACH APPLICABLE OVAL HOLE SIZE AND A PLATE THICKNESS OF 1.8mm.
3. SHEET METAL THICKNESS RANGE: 0.60mm - 6.75mm
4. APPLICABLE OVAL HOLE SIZES:
 - A. 6.2 X 12.2mm
 - B. 6.5 X 12.5mm
 - C. 6.5 X 13.0mm
 - D. 7.0 X 12.0mm
5. CABLE TIE MIN LOOP TENSILE STRENGTH: 225 NEWTONS (50 LBS)
6. BUNDLE RANGE: 2.0mm TO 50mm

04.1

GLOBAL PART DESCRIPTION	MATERIAL	COLOR
T50ROSFTOVAL12.5A-PA66HIRHSUV-BK	PA66HIRHSUV	BLACK
T50ROSFTOVAL12.5A-PA66HIRHS-GY	PA66HIRHS	GRAY
T50ROSFTOVAL12.5A-PA46-BN	PA46	BROWN

ASSEMBLY VIEW
SCALE 1:1

Material SEE CHART SEE CHART	Units millimeters Tolerance defined on each dimension	The copyright of this drawing is reserved by HellermannTyton. It is issued on condition that it is not reproduced, copied or disclosed to a third party, either wholly or in part, without the consent of HellermannTyton.	Drawn	KVH	12/19/13	Article/Type-No	SEE CHART	Scale	3:4
			Approved	SJA	12/19/13	Title	T50ROS WITH 12.5mm OFFSET AND OVAL FIR TREE (A SERIES)	Project Number	13-0542
			HellermannTyton			Drawing-No	PRODUCTION : Phase	Format	AH
			North America Email: corp@htamericas.com Web: www.hellermann.tyton.com			13-0542-011-CSU			Sheet 1/1