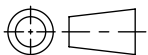


SW2014

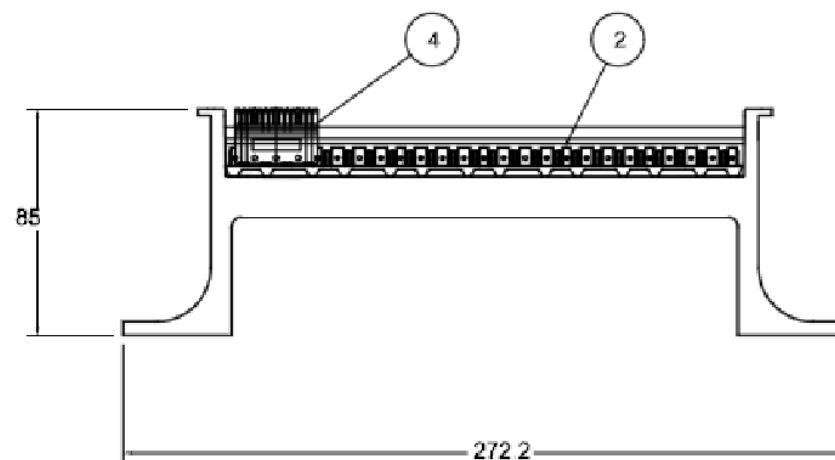
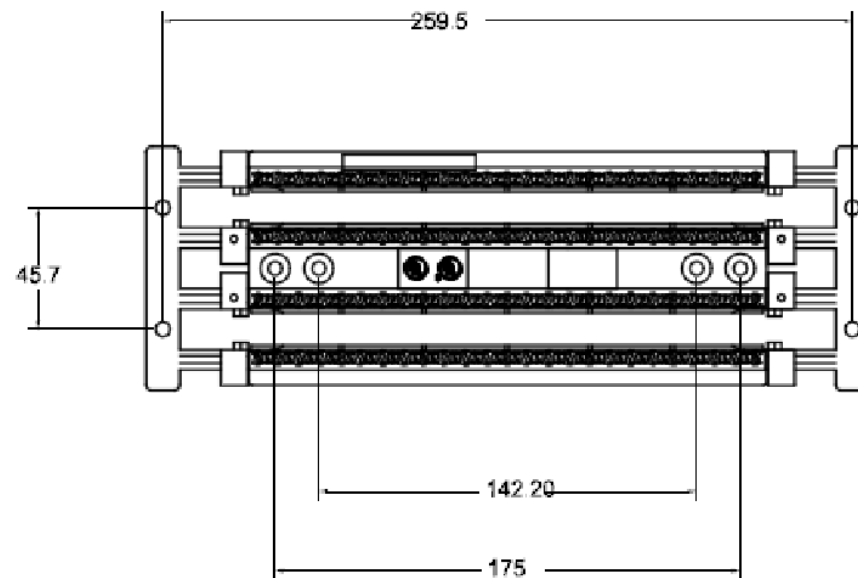
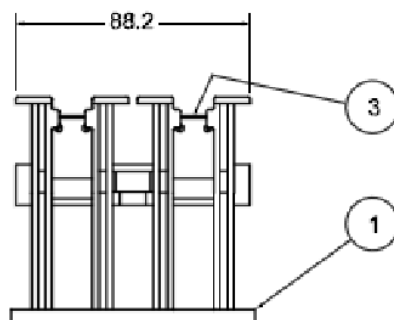


Revision level			Revision Record	Changed	Date	Approved	Date
Drawing	State	Part					
01.1	Design Release		SEE ECN# 013155	SNH	6/18/2015	KAC	6/18/2015

**NOTES:**

1. MATERIAL: P.C.
2. PART TO BE FREE OF BURRS, SUCKS & SCRATCHES
3. DRAFT ANGLE: 1°MAX.
4. ALL UNSPECIFIED CORNER, EDGE, OR FILLET BREAKS ARE TO BE 0.50mm MAXIMUM.

ITEM	DESCRIPTION	QTY	P/N
1	96 PR BASE WITH LEG	1	LP1340
2	24 PR INSERT	4	LP1019
3	INDEX HOLDER	4	110PH
4	110-CAT6 CONNECTING CLIP	48	610C-4



Material  
PC

Units: **millimeters**Dimension without  
tolerances details to:

.xxx = ±.013

.xx = ±.13

.x = ±.3

None = ±.8

∠ = ±0.5°

Dimension Formatted mm/[in]

The copyright of this  
drawing is reserved by  
HellermannTyton. It is  
issued on condition that it is  
not reproduced, copied, or  
disclosed to a third party,  
either wholly or in part,  
without the consent of  
HellermannTyton.

Drawn SNH 6/18/2015  
Approved KAC 6/18/2015

**HellermannTyton**  
North America  
Email: corp@htamericas.com  
Web: www.hellermann.tyton.com

Article/Type-No T110KIT964

Title **CATEGORY 6 96 PAIR WITH 4  
PAIR CLIPS, INSTALLATION KIT**

Drawing-No

Production : Phase

**15-0375-002-CSU**

Scale 1:1

Project Number

PRP 15-0375

Format AH

Sheet 1/1