NX

SYMBOL DEFINITION			MISSING SYMBOLS	Revision Level			Revision Record	Changed	Date	Approved	Date
A DIMENSION WITHOUT AN INSPECTION REPORT SYMBOL ( ) DOES NOT REQUIRE INSPECTION. IT MAY BE CONTROLLED ON THE INDIVIDUAL COMPONENT DRAWING.	TOTAL NO. OF INSPECTIONS REQUIRED	33	NO MISSING SYMBOL NUMBERS	Drawing	State	Part	SEE ECN# 014085	RJE	08/16/17	EJH	08/16/17
	LAST NO. USED	33		**24.0**	**Design Release**						

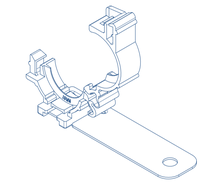

ISOMETRIC VIEW

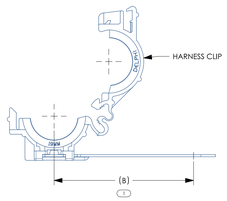

TYPE 101

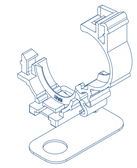

ISOMETRIC VIEW

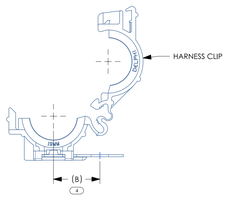

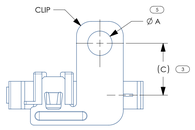

TYPE 102

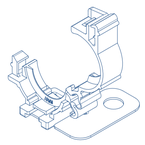

ISOMETRIC VIEW

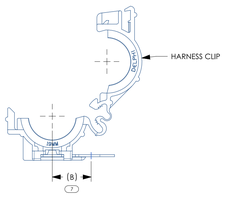

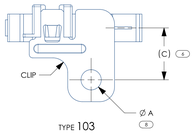

TYPE 103

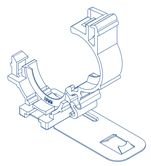

ISOMETRIC VIEW

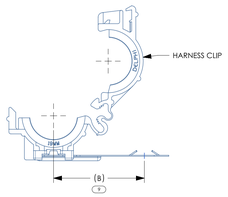

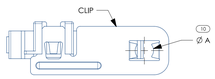

TYPE 104

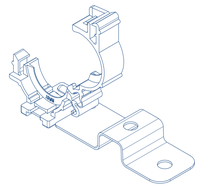

ISOMETRIC VIEW

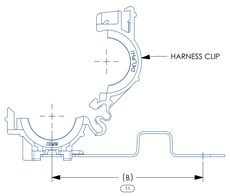

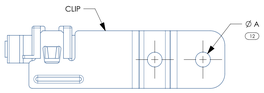

TYPE 105

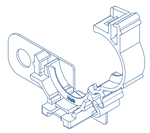

ISOMETRIC VIEW

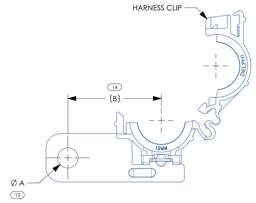

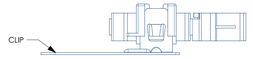

TYPE 106

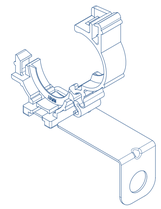

ISOMETRIC VIEW

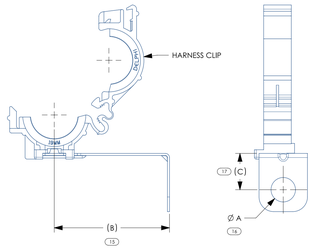

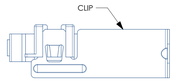

TYPE 107

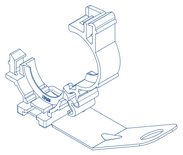

ISOMETRIC VIEW

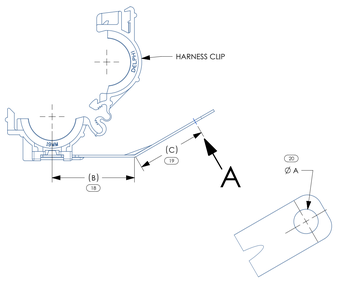

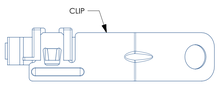

TYPE 108

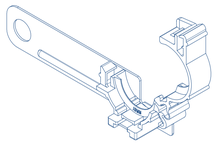

ISOMETRIC VIEW

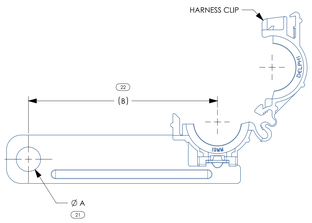

TYPE 109

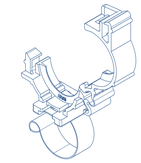

ISOMETRIC VIEW

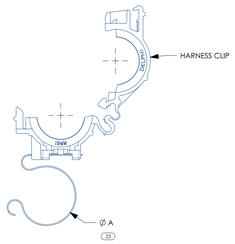

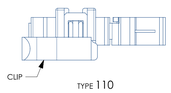

TYPE 110

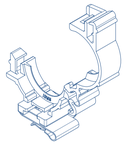

ISOMETRIC VIEW

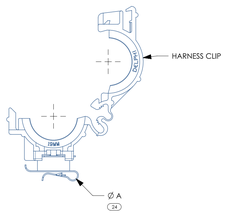

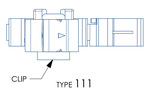

TYPE 111

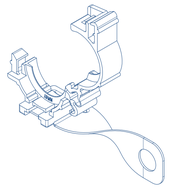

ISOMETRIC VIEW

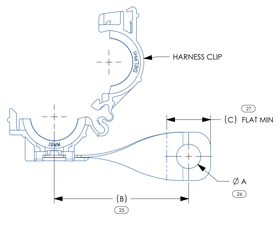

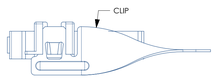

TYPE 112

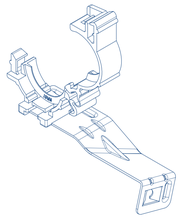

ISOMETRIC VIEW

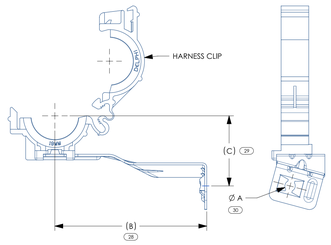

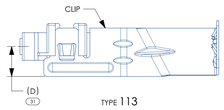

TYPE 113

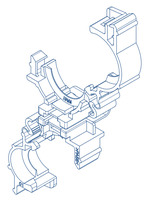

ISOMETRIC VIEW

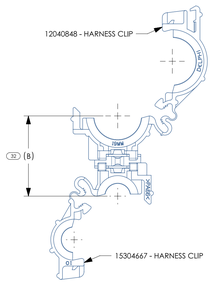

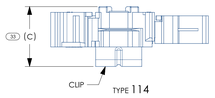

TYPE 114

NOTES:

1. UNLESS OTHERWISE SPECIFIED AND/OR INDICATED:

   DIMENSIONS ARE TO FACE OF VIEW SHOWN AND AUTOMATICALLY ROUNDED BY COMPUTER FOR INSPECTION (SEE MATH MODEL FOR PRECISE DIMENSIONS). FOR ALL OTHER DIMENSIONS NOT SHOWN, BUT RECUIRED FOR TOOL BUILD, SEE MATH MODEL FOR PRECISE TOOL PATH DATA.

2. OBSOLETE PART(S) CONTAIN A HEXAVALENT CHROME COATING, DO NOT USE THIS PART ON NEW APPLICATIONS. HEXAVALENT CHROME IS A BAND SUBSTANCE. IF THIS PART IS REQUIRED FOR CURRENT OR FUTURE BUSINESS OR FOR SERVICE REQUIREMENTS, CONTACT THE PRODUCT LINE ENGINEER OF MATERIALS ENGINEERING TO GET A NEW PART THAT IS FREE FROM HEXAVALENT CHROME. JULY 1, 2007 FOR SERVICE REQUIREMENTS.

3. THIS PRODUCT IS NOT CATEGORIZED AS AN APPEARANCE ITEM. MINOR IMPERFECTIONS INCLUDING, BUT NOT LIMITED TO, FLOW MARKS, COLOR BLEMISHES, GATE VESTIGES, AND SOFT FLASH THAT DO NOT AFFECT THE FIT, FORM, OR FUNCTION OF THE PART ARE PERMISSIBLE PER SPEC: S-QA-10.3-9

TYPE	ASSY	PART NUMBER	HARNESS CLIP	CLIP	MOUNTING BOLT	Ø A	B	C	D
101	17-1974	15495731	12040848	15477652	M6	6.5±0.1	60.5		
101	17-1975	15495736	12040848	15477653	M10	10.6±0.1	40.5		
101	17-1977	15495744	12040848	15477657	M10	10.6±0.1	60.5		
101	17-1981	15495765	12040848	15477665	M6	6.5±0.1	40.5		
101	17-2066	15499844	12040848	15477648	M8	8.8±0.1	40.5		
102	17-1976	15495741	12040848	15477655	M10	10.6±0.1	20.15	22.0	
102	17-1978	15495748	12040848	15477659	M6	6.5±0.1	20.15	22.0	
103	17-1973	15495723	12040848	15477651	M8	8.8±0.1	16.85	22.0	
104	17-2063	15495833	12040848	15477658	M8	$7.4^{+0.10}_{-0.1}$	39.4		
105	17-2062	15495781	12040848	15495708	M6	6.5±0.1	65.5		
106	17-1971	15495717	12040848	15477649	M8	8.8±0.15	40.5		
106	17-1980	15495760	12040848	15477664	M10	10.6±0.15	40.5		
107	17-1972	15495721	12040848	15477650	M10	10.6±0.15	50.0	15.75	
107	17-1979	15495755	12040848	15477660	M10	10.6±0.15	26.2	15.9	
108	17-1967	12092708	12040848	12092659	M10	10.6±0.15	35.75	30.0	
109	17-2061	15495772	12040848	15477669	M10	10.6±0.15	82.06		
110	17-2064	15495840	12040848	15477647		$25.0^{+0.1}_{-0.1}$			
111	17-2065	15495849	12040848	15495862		3.96±0.25			
112	17-1970	15430625	12040848	15326394	M10	10.55±0.15	58.0	19.0	
113	17-1968	13680303	12040848	13665375	M5	4.5±0.15	65.9	30.57	12.5
114	17-1969	13802701	12040848	15355555			34.72	25.22	

DIMENSIONS ENCLOSED IN [ ] INDICATE REFERENCE DIMENSIONS AND NO TOLERANCE LIMITS ARE ESTABLISHED.

Material: SEE CHART

Units: **millimeters**

Tolerance defined on each dimension

The copyright of this drawing is reserved by HellermannTyton. It is issued on condition that it is not reproduced, copied or disclosed to a third party, either in whole or in part, without the consent of HellermannTyton.

Hellermann Tyton
North America
Email: corp@htamericas.com
Web: www.hellermann.tyton.com

Drawn	RJE	08/16/17
Approved	EJH	08/16/17

THIS DRAWING SUPERCEDES DELPHI DWG: 12034064 REV 23

Article/Type-No	SEE CHART	Scale	1:1
Title	TAXI ASM MOUN CLIP - CDT	Project Number	17-1967
Drawing-No	17-1967-001-CSU	PRODUCTION : Phase / Format	E
		Sheet	1 / 1