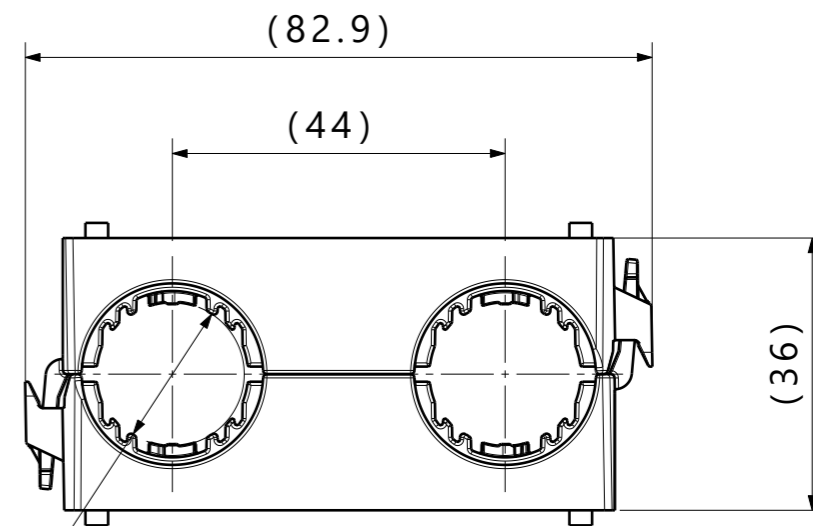
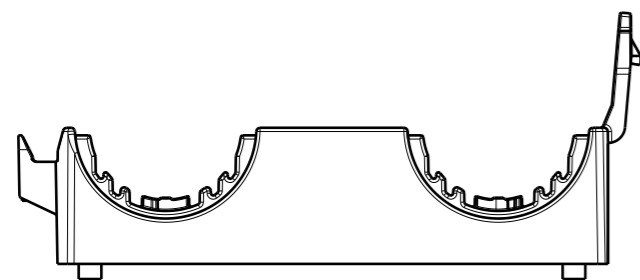


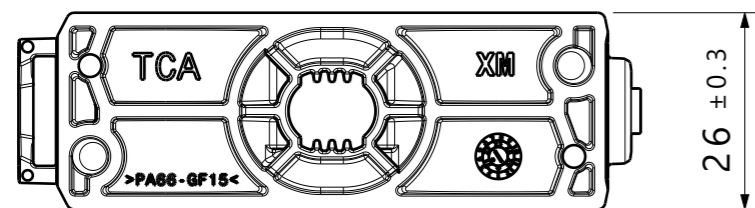
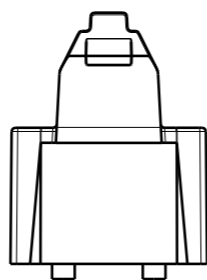
Assembled example isometric view



Assembled example front view



Delivery condition



Notes:

1. Material: See chart
2. Material color: See chart
3. Maximum percent regrind permissible: 0%
4. Max allowable flash to be: 0.50mm
5. Max allowable mismatch to be: 0.1mm
6. Threaded stud length to be at least: 40mm
7. Applicable stud size:
A. M8 x 1.25 Threaded
8. Two HDC19X2 clamp halves are required for a functional clamp assembly



Global Part Description	Housing		
	Drawing	Material	Color
HDC19X2-PA66GF15/TPE-BK	21-0309-005-CSU	PA66GF15	Black

Revision Level			Revision Record	
Drawing	State	Part	ECN 311190	
05.2	Design Release			
Changed	Date (YYYY/MM/DD)			
Rohde	2024/05/30			
Approved	Date (YYYY/MM/DD)			
Haftarski	2024/05/30			

The copyright of this drawing is reserved by HellermannTyton.	Drawn	Date (YYYY/MM/DD)	Title
	Rohde	2021/09/02	
	Approved	Date (YYYY/MM/DD)	
	Haftarski	2022/01/14	Dual clamp with 19mm hose cover

Scale	1:1
Global Project Number	21-0309
Format	A3
Sheet	1 / 1



All drawing revisions are stored in CAD PDM database

Units
mm

HellermannTyton
www.HellermannTyton.com

Drawing-No
21-0309-105-CSU