
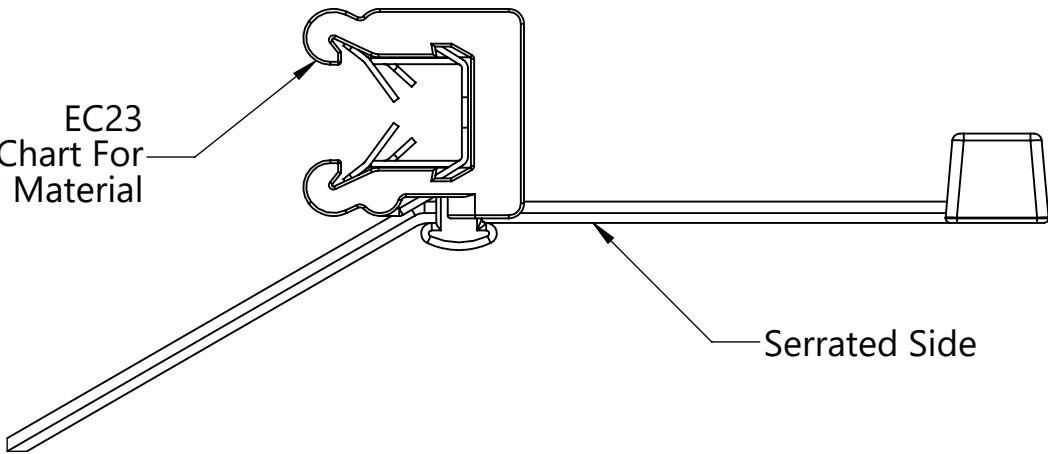


T50R
See Chart For
Mount Drawing And Material

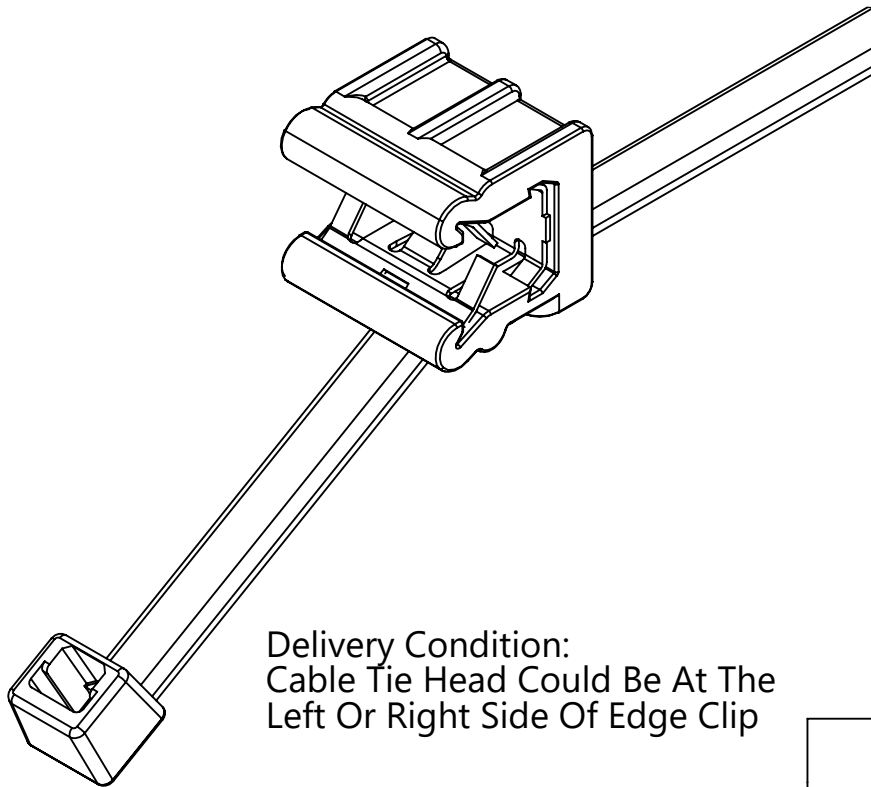


EC23
See Chart For
Mount Drawing And Material



Serrated Side

Delivery Condition:
Cable Tie Head Could Be At The
Left Or Right Side Of Edge Clip



05.3

Global Part Description	Bundle Range (mm)	Panel Thickness (mm)	Cable Tie		Mount	
			Drawing	Material	Drawing	Material
T50REC23-PA66HS/PA66HIRHS-BK	5 to 50	3 to 6	CT2050007CST	PA66HS	14.2336	PA66HIRHS Steel
T50REC23-PA66UV/PA66HIRHS-BK	5 to 50	3 to 6	CT2050007CST	PA66UV	14.2336	PA66HIRHS Steel
T50REC23-PA66HIRHSUV/PA66HIRHS-BK	5 to 50	3 to 6	CT2050007CST	PA66HIRHSUV	14.2336	PA66HIRHS Steel
T50REC23-PP/PA66HIRHS-BK	12.7 to 44.5	3 to 6	CT2050007CSTPPP	PP	14.2336	PA66HIRHS Steel

Revision level			Revision Record			The copyright of this drawing is reserved by HellermannTyton.	Drawn	Date (YYYY/MM/DD)	Title T50R Standard Cable Tie With EC23 Mount			Scale 2:1	
Drawing	State	Part	ECN 311031				Clark	2009/07/09				Global Project Number 11-0918	
05.3	Design Release	-			All drawing revision are stored in CAD PDM database	Units mm	HellermannTyton www.HellermannTyton.com	Approved	Date (YYYY/MM/DD)	Drawing-No CT2050067CST		Format A3	
Changed		Date (YYYY/MM/DD)						Christian	2009/07/09			Sheet 1/1	
Johnson		2024/03/26											
Approved		Date (YYYY/MM/DD)											
Gallion		2024/04/04											

HellermannTyton
www.HellermannTyton.com