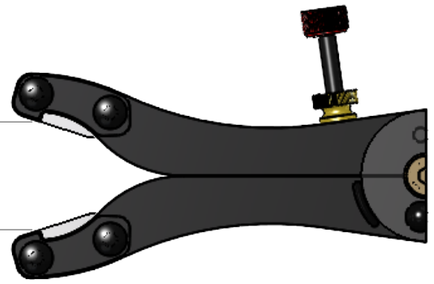

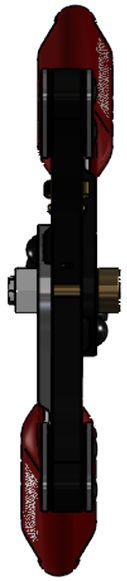

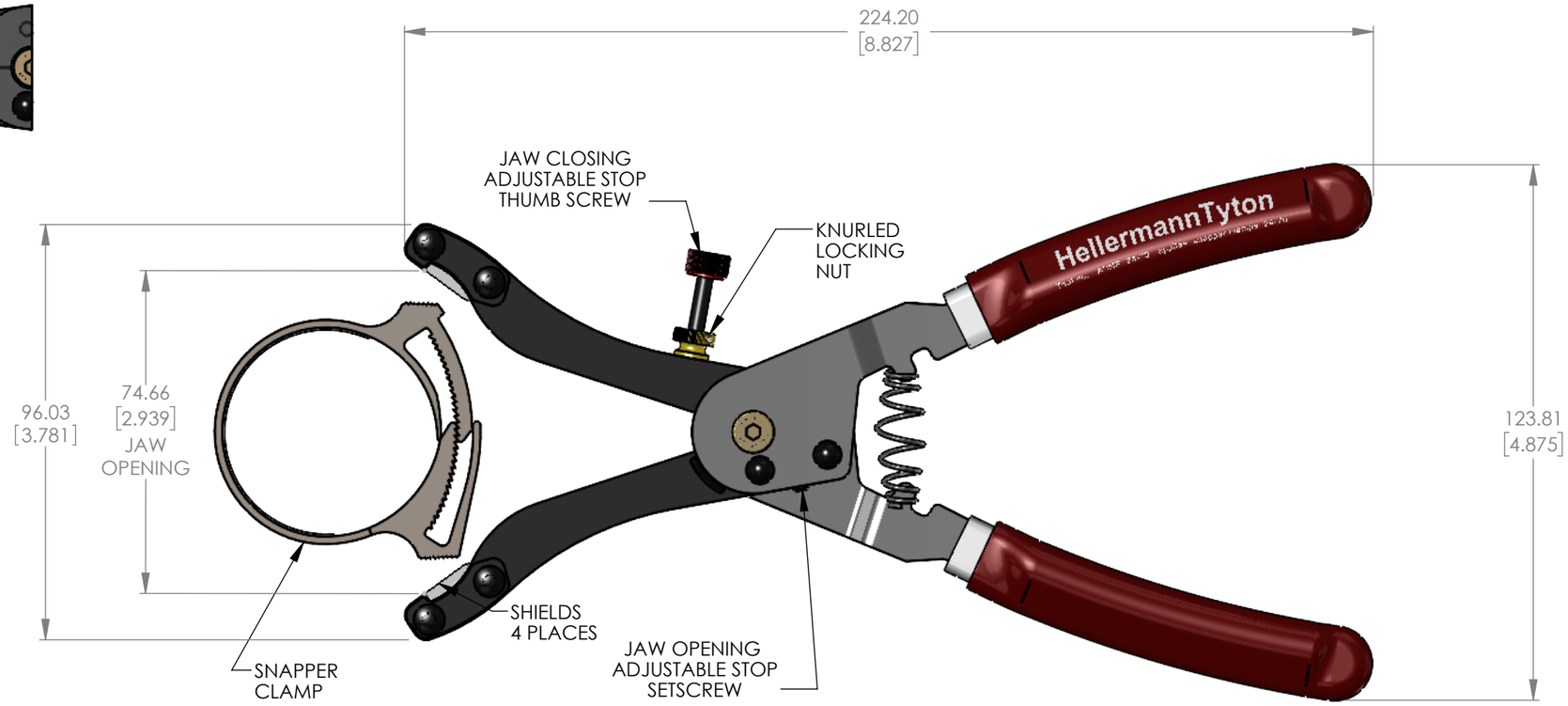

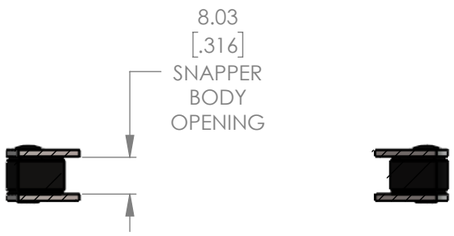

SECTION A-A

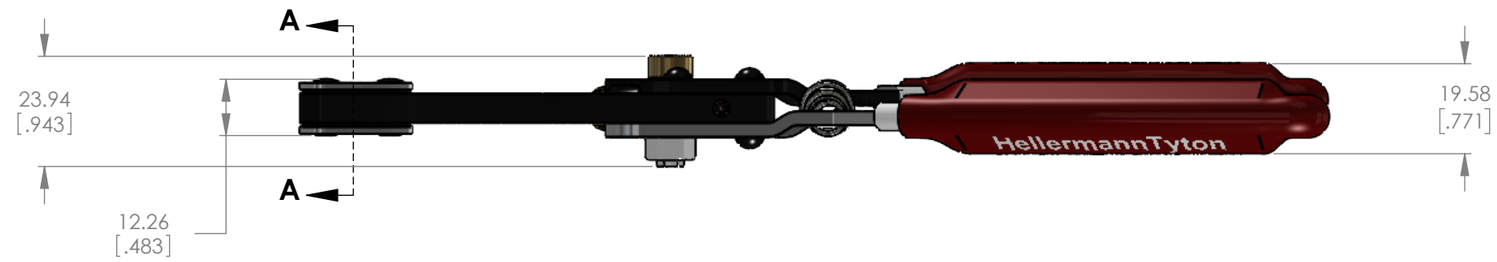

Notes:
1. Tool is used to close SNP24 thru SNP70 series HellermannTyton snapper clamps.
2. Finger thighten snapper to a hose type application.
3. Apply tool to snapper and squeeze handles until 2-3 additional teeth (clicks) are made.

Additional Notes:
Model and drawing where uploaded into Winchill in 2021.
JDE Part Number: ASNP24-70

Revision level			Revision Record
Drawing	State	Part	300414 - Uploaded model and cad into Windchill. Handle Grip has new design
04.1	Design Release	02	
Changed	Date (YYYY/MM/DD)		
Geoghegan	2021/10/11		
Approved	Date (YYYY/MM/DD)		
Geoghegan	2021/10/11		

All drawing revision are stored in CAD PDM database

The copyright of this drawing is reserved by HellermannTyton.

Drawn	Lueschen	Date (YYYY/MM/DD) 2007/03/14
Approved	Lueschen	Date (YYYY/MM/DD) 2007/02/20

Units: mm

HellermannTyton
www.HellermannTyton.com

191-24700

Title: Customer Drawing ASNP24-70

Drawing-No: TS2051016CST

Scale: 3:4

Global Project Number: TS2051

Format: A3

Sheet: 1/1